

AUSTRIA ATX REAL ESTATE

ISIN: **AT0000803226** WKN: -

Overview

2023/01/31 14:05:32

Price

285.53 EURDifference  0.04% (0.11)

General attributes

ISIN	AT0000803226
Symbol	IAX
Country	Austria
Instruments in index	5
Type of index	Price Index
Security type	Index

Top 5

Name	Price	+ - (%)	Trend
S IMMO AG	13.16	+0.77	
UBM DEVELO...	29.80	+0.34	

Intraday 1W 1M 6M 1Y 3Y

Flop 5

Name	Price	+ - (%)	Trend
CA IMMOBIL...	28.75	-0.52	
IMMOFINANZ...	12.40	-0.48	

Intraday 1W 1M 6M 1Y 3Y



More information on countries & regions

[➤ Markets by Region](#)

Erste Group related products on underlying

Product type	# products
Index/Participation Certificates	1
Turbos	3



Information about previous performance does not guarantee future performance.
Source: FactSet

Recent research

on market	Date	Headline	Download
	2023/01/30	 Global Equity Ratings	
	2023/01/30	 Aktienempfehlungen Global	
	2023/01/30	 Wie entscheiden EZB und US Fed?	
	2023/01/27	 Equity Weekly	
	2023/01/27	 Week Ahead	

Details

2023/01/31 14:05:32

Price

285.53 EURDifference  0.04% (0.11)

General attributes

ISIN	AT0000803226
Symbol	IAX
Country	Austria
Security type	Index
Instruments in index	5

Market data

Open	284.97 EUR
High	286.81 EUR
Low	283.86 EUR
Close (prev. day)	285.42 EUR
Trading volume (m)	-
Volume (pcs)	-

Performance and Risk

	6M	1Y	3Y
Perf (%)	-20.03%	-29.65%	-36.74%
Perf (abs.)	-71.49	-120.32	-165.78
Beta	-	-	-
Volatility	18.69	17.97	25.20








Price data

Ø price 5 days Ø volume 5 days (pcs.)	286.10 EUR (0)
Ø price 30 days Ø volume 30 days (pcs.)	270.45 EUR (0)
Ø price 100 days Ø volume 100 days (pcs.)	305.38 EUR (0)
Ø price 250 days Ø volume 250 days (pcs.)	347.74 EUR (0)
YTD High date	289.84 EUR (2023/01/27)
YTD Low date	259.39 EUR (2023/01/02)
52 Weeks High date	413.87 EUR (2022/02/09)
52 Weeks Low date	252.12 EUR (2022/12/29)

Erste Group related products on underlying

Product type	# products
Index/Participation Certificates	1
Turbos	3

Composition

Name  ISIN	Price	Diff %  Diff +/-	Performance 	Date Time	Turnover Pc.  Turnover Money 
CA IMMOBILIEN ANLAGEN AG AT0000641352	28.75	-0.52% -0.15		23/01/31 13:59:20	17,647 506,399.05
IMMOFINANZ AG AT0000A21KS2	12.40	-0.48% -0.06		23/01/31 14:02:48	73,108 902,492.62
S IMMO AG AT0000652250	13.16	0.77% 0.10		23/01/31 14:05:32	901 11,920.86
UBM DEVELOPMENT AG AT0000815402	29.80	0.34% 0.10		23/01/31 12:39:51	1,443 43,116.40
WARIMPEX FINANZ UND BETEI... AT0000827209	0.72	0.00% 0.00		23/01/31 13:41:45	1,600 1,152.00