

WÄRTSILÄ OYJ ABP

ISIN: **FI0009003727**WKN: **WRT1V**

Overview

2020/05/28 17:51:25

Price

8.1631 USD

Difference  8.84% (0.66)

General attributes

ISIN	FI0009003727
Symbol	WRT1V
Exchange	FINRA other OTC Issues
Currency	USD
Sector	Energy / Commodities
Security type	Stock
Market cap (m)	4,811 EUR
Benchmark	OMX HELSINKI 25

Market data

Bid (Bid size)	-
Ask (Ask size)	-
Open	8.1631 USD
High	8.1631 USD
Low	8.1631 USD
Close (prev. day)	7.50 USD
VWAP	8.1631 USD
Volume (pcs)	1,289
Trading volume	10,522.24
Number of trades	1
Last size	1,289

Futures and Options











Related Futures	25
Related Options	-

5Y



Information about previous performance does not guarantee future performance.
Source: FactSet

Recent research

on sector		on market	
Date		Headline	Download
2020/06/05		Equity Weekly	
2020/06/05		Global Equity Ratings	
2020/06/05		Globale Aktienempfehlungen	
2020/05/29		Global Equity Ratings	
2020/05/29		Globale Aktienempfehlungen	

Details

2020/05/28 17:51:25

Price

8.1631 USD

Difference ▲ 8.84% (0.66)

General attributes

ISIN	FI0009003727
Symbol	WRT1V
Exchange	FINRA other OTC Issues
Currency	USD
Sector	Energy / Commodities
Security type	Stock
Market cap (m)	4,811 EUR
Benchmark	OMX HELSINKI 25

Market data

Bid (Bid size)	-
Ask (Ask size)	-
Open	8.1631 USD
High	8.1631 USD
Low	8.1631 USD
Close (prev. day)	7.50 USD
VWAP	8.1631 USD
Volume (pcs)	1,289
Trading volume	10,522.24
Number of trades	1
Last size	1,289

Performance and Risk

	6M	1Y	3Y
Perf (%)	-	-	-
Perf (abs.)	-	-	-
Beta	1.34	1.39	1.33
Volatility	51.25	55.72	37.39

5Y



Information about previous performance does not guarantee future performance.
Source: FactSet

Price data

Ø price 5 days Ø volume 5 days (pcs.)	3.1326 USD (656)
Ø price 30 days Ø volume 30 days (pcs.)	3.8720 USD (953)
Ø price 100 days Ø volume 100 days (pcs.)	6.1728 USD (823)
Ø price 250 days Ø volume 250 days (pcs.)	7.0896 USD (3,065)
YTD High date	13.1000 USD (2020/02/05)
YTD Low date	6.4831 USD (2020/04/03)
52 Weeks High date	16.0000 USD (2019/06/26)
52 Weeks Low date	6.4831 USD (2020/04/03)

All listings for WÄRTSILÄ OYJ ABP

Exchange ⊕	Date	Time	Price	Trading volume (mio.)	Number of trades
Tradegate	2020/06/05	22:26	8.088 EUR	0.01	4
Stuttgart	2020/06/05	16:47	8.12 EUR	0.00	4
OMX Helsinki	2020/06/05	17:29	8.13 EUR	35.04	7,976
Munich	2020/06/05	08:03	7.754 EUR	0.00	2
London Stock Exchange	2020/	17:58	8.051 EUR	0.06	3

European Trade Reporting	06/05					
Frankfurt	2020/ 06/05	11:17	8.008 EUR	0.01		2
FINRA other OTC Issues	2020/ 05/28	17:51	8.1631 USD	0.01		1
Duesseldorf	2020/ 06/05	12:00	7.958 EUR	0.00		5
Berlin	2020/ 06/05	18:45	8.114 EUR	0.00		13

Company profile

Company Logo



Company Profile

-

Contact Details

WAERTSILAE

--

John Stenbergin r 2 00531 Helsinki

Telefon: +358 010 709 0000

Fax: +358 010 709 7500

E-mail: -