

WAVESTONE SA

ISIN:

FR0013357621

WKN: -

Overview

2022/05/27 17:35:10

Price

53.80 EUR

Difference  -0.92% (-0.50)

General attributes

| | |
|----------------|----------------|
| ISIN | FR0013357621 |
| Symbol | WAVE |
| Exchange | Euronext Paris |
| Currency | EUR |
| Sector | IT-Technology |
| Security type | Stock |
| Market cap (m) | 1,087 EUR |
| Benchmark | CAC 40 INDEX |

Market data

| | |
|-------------------|----------------|
| Bid (Bid size) | 52.50 EUR (4) |
| Ask (Ask size) | 54.00 EUR (25) |
| Open | 54.30 EUR |
| High | 54.30 EUR |
| Low | 52.40 EUR |
| Close (prev. day) | 54.30 EUR |
| VWAP | 53.376568 EUR |
| Volume (pcs) | 21,616 |
| Trading volume | 1,153,788.00 |
| Number of trades | 781 |
| Last size | 1 |

Futures and Options




| | |
|-----------------|---|
| Related Futures | - |
| Related Options | - |

5Y



Information about previous performance does not guarantee future performance.
Source: FactSet

Recent research

| on sector | | on market | |
|------------|---|-------------------------------|---|
| Date | | Headline | Download |
| 2022/05/25 |  | Global Equity Ratings |  |
| 2022/05/25 |  | Aktienempfehlungen Global |  |
| 2022/05/24 |  | Aktienempfehlungen Österreich |  |
| 2022/05/20 |  | Equity Weekly |  |
| 2022/05/16 |  | Aktienempfehlungen Österreich |  |

Details

2022/05/27 17:35:10

Price

53.80 EUR

Difference ▼ -0.92% (-0.50)

General attributes

| | |
|----------------|----------------|
| ISIN | FR0013357621 |
| Symbol | WAVE |
| Exchange | Euronext Paris |
| Currency | EUR |
| Sector | IT-Technology |
| Security type | Stock |
| Market cap (m) | 1,087 EUR |
| Benchmark | CAC 40 INDEX |

Market data

| | |
|-------------------|----------------|
| Bid (Bid size) | 52.50 EUR (4) |
| Ask (Ask size) | 54.00 EUR (25) |
| Open | 54.30 EUR |
| High | 54.30 EUR |
| Low | 52.40 EUR |
| Close (prev. day) | 54.30 EUR |
| VWAP | 53.376568 EUR |
| Volume (pcs) | 21,616 |
| Trading volume | 1,153,788.00 |
| Number of trades | 781 |
| Last size | 1 |

Performance and Risk

| | 6M | 1Y | 3Y |
|-------------|--------|---------|----------|
| Perf (%) | +8.91% | +42.33% | +108.53% |
| Perf (abs.) | +4.40 | +16.00 | +28.00 |
| Beta | 0.89 | 0.88 | 0.54 |
| Volatility | 45.69 | 40.49 | 37.31 |

5Y



Information about previous performance does not guarantee future performance.
Source: FactSet

Price data

| | |
|---|------------------------|
| Ø price 5 days Ø volume 5 days (pcs.) | 52.98 EUR (19,552) |
| Ø price 30 days Ø volume 30 days (pcs.) | 49.37 EUR (14,935) |
| Ø price 100 days Ø volume 100 days (pcs.) | 47.59 EUR (14,932) |
| Ø price 250 days Ø volume 250 days (pcs.) | 46.82 EUR (10,897) |
| YTD High date | 54.40 EUR (2022/01/03) |
| YTD Low date | 39.00 EUR (2022/03/07) |
| 52 Weeks High date | 55.80 EUR (2021/12/13) |
| 52 Weeks Low date | 37.40 EUR (2021/06/02) |

All listings for WAVESTONE SA

| Exchange | Date | Time | Price | Trading volume (mio.) | Number of trades |
|-----------------------|------------|-------|-------------|-----------------------|------------------|
| Stuttgart | 2022/05/27 | 15:33 | 52.80 EUR | 0.00 | 10 |
| Munich | 2022/05/27 | 08:10 | 53.90 EUR | 0.00 | 1 |
| London Stock Exchange | 2019/10/10 | 11:47 | 22.7504 EUR | 0.00 | 1 |
| Frankfurt | 2022/05/27 | 08:04 | 53.90 EUR | 0.00 | 1 |
| Euronext Paris | 2022/05/27 | 17:35 | 53.80 EUR | 1.15 | 781 |

Company profile

Company Logo



Company Profile

-

Contact Details

WAVESTONE

--

Telefon: -

Fax: -

E-mail: -