

PASSAT S.A.

ISIN:
FR0000038465
 WKN: -

Overview

2022/08/16 11:16:12

Price

4.59 EUR

Difference  0.00% (0.00)

General attributes

ISIN	FR0000038465
Symbol	PSAT
Exchange	Euronext Paris
Currency	EUR
Sector	-
Security type	Stock
Market cap (m)	19 EUR
Benchmark	CAC 40 INDEX

Market data

Bid (Bid size)	-
Ask (Ask size)	-
Open	4.59 EUR
High	4.59 EUR
Low	4.59 EUR
Close (prev. day)	4.59 EUR
VWAP	4.59 EUR
Volume (pcs)	61
Trading volume	280.00
Number of trades	1
Last size	61

Futures and Options








Related Futures	-
Related Options	-

5Y



Information about previous performance does not guarantee future performance.
 Source: FactSet

Recent research

on market		
Date	Headline	Download
2022/08/08	 Global Equity Ratings	
2022/08/08	 Aktienempfehlungen Global	
2022/08/08	 Marktkommentar	
2022/07/25	 Global Equity Ratings	
2022/07/25	 Aktienempfehlungen Global	

Details

2022/08/16 11:16:12

Price

4.59 EUR

Difference ➔ 0.00% (0.00)

General attributes

ISIN	FR0000038465
Symbol	PSAT
Exchange	Euronext Paris
Currency	EUR
Sector	-
Security type	Stock
Market cap (m)	19 EUR
Benchmark	CAC 40 INDEX

Market data

Bid (Bid size)	-
Ask (Ask size)	-
Open	4.59 EUR
High	4.59 EUR
Low	4.59 EUR
Close (prev. day)	4.59 EUR
VWAP	4.59 EUR
Volume (pcs)	61
Trading volume	280.00
Number of trades	1
Last size	61

Performance and Risk

	6M	1Y	3Y
Perf (%)	-23.24%	-32.70%	+13.90%
Perf (abs.)	-1.39	-2.23	+0.56
Beta	-	-	-
Volatility	41.86	37.82	41.65

5Y



Information about previous performance does not guarantee future performance.

Source: FactSet

Price data

Ø price 5 days Ø volume 5 days (pcs.)	4.61 EUR (669)
Ø price 30 days Ø volume 30 days (pcs.)	4.68 EUR (938)
Ø price 100 days Ø volume 100 days (pcs.)	5.02 EUR (936)
Ø price 250 days Ø volume 250 days (pcs.)	5.58 EUR (4,195)
YTD High date	6.24 EUR (2022/02/04)
YTD Low date	4.24 EUR (2022/08/03)
52 Weeks High date	6.86 EUR (2021/08/19)
52 Weeks Low date	4.24 EUR (2022/08/03)

All listings for PASSAT S.A.

Exchange ⊕	Date	Time	Price	Trading volume (mio.)	Number of trades
London Stock Exchange	2018/05/22	17:36	4.75 EUR	0.00	1
Frankfurt	2022/08/16	08:01	4.56 EUR	0.00	1
Euronext Paris	2022/08/16	11:16	4.59 EUR	0.00	1

Company profile

Company Logo

<https://>

Company Profile

-

Contact Details

PASSAT

--

Telefon: -

Fax: -

E-mail: -