

S&P 500

ISIN: US78378X1072

WKN: -

Übersicht

06.06.2023 23:14:09

Kurs

4.283,85 USD

Differenz  0,24% (10,06)

Stammdaten

ISIN US78378X1072

Symbol SP500

Land USA

Anzahl der enthaltenen Werte im Index 503

Index-Typ Kursindex

Wertpapierkategorie Index

Top 5

Name	Kurs	+ - (%)	Trend
COMERICA I...	43,22	+7,14	
V.F. CORP	19,09	+6,53	
DISH NETWO...	7,54	+6,20	
ETSY INC. ...	90,05	+5,63	
ADVANCED M...	124,23	+5,34	

Intraday 1W 1M 6M 1J 3J

Flop 5

Name	Kurs	+ - (%)	Trend
SEAGATE TE...	58,59	-3,73	
ILLUMINA I...	203,07	-3,56	
FIRST SOLA...	196,82	-3,36	
ELEVANCE H...	464,60	-3,29	
T-MOBILE U...	128,54	-2,78	

Intraday 1W 1M 6M 1J 3J



Anzahl zugehöriger Erste Group Produkte auf Index





Produkttyp	# Produkte
Garantieprodukte	3
Express-Anleihen	1



Die Wertentwicklung der Vergangenheit lässt keine verlässlichen Rückschlüsse auf die zukünftige Entwicklung eines Finanzinstruments zu.

Quelle: FactSet

Aktuellstes Research

Märkte	Datum	Überschrift	Download
	06.06.2023	 Global Equity Ratings	
	06.06.2023	 Aktienempfehlungen Global	
	05.06.2023	 Wann sinkt die Inflation?	
	02.06.2023	 When will inflation fall?	
	01.06.2023	 Global Equity Ratings	

**Nähere Infos zu den Ländern &
Regionen**

➤ Märkte nach Region

Details

06.06.2023 23:14:09

Kurs

4.283,85 USD

Differenz  0,24% (10,06)

Stammdaten

ISIN	US78378X1072
Symbol	SP500
Land	USA
Wertpapierkategorie	Index
Anzahl der enthaltenen Werte im Index	503

Marktdaten

Eröffnung	4.271,26 USD
Hoch	4.288,33 USD
Tief	4.263,09 USD
Schluss Vortag	4.273,79 USD
Volumen (Mio.)	2.246.726.404
Volumen (Stück)	9.615.314.083.133

Performance und Risiko

	6M	1J	3J
Perf (%)	+8,69%	+3,94%	+34,12%
Perf (abs.)	+342,59	+162,42	+1.089,92
Beta	-	-	-
Volatilität	15,62	21,01	18,94



5J

Die Wertentwicklung der Vergangenheit lässt keine verlässlichen Rückschlüsse auf die zukünftige Entwicklung eines Finanzinstruments zu.

Quelle: FactSet

Kursdaten

Ø Kurs 5 Tage Ø Volumen 5 Tage (Stk.)	4.248,17 USD (2.829.809.877)
Ø Kurs 30 Tage Ø Volumen 30 Tage (Stk.)	4.156,98 USD (2.500.779.719)
Ø Kurs 100 Tage Ø Volumen 100 Tage (Stk.)	4.074,27 USD (2.514.439.489)
Ø Kurs 250 Tage Ø Volumen 250 Tage	3.972,86 USD (2.458.499.702)
Hoch seit 1.1. Datum	4.299,28 USD (05.06.2023)
Tief seit 1.1. Datum	3.794,33 USD (03.01.2023)
52 Wochen Hoch Datum	4.325,28 USD (16.08.2022)
52 Wochen Tief Datum	3.491,58 USD (13.10.2022)

Anzahl zugehöriger Erste Group Produkte

Produkttyp	# Produkte
Garantieprodukte	3
Express-Anleihen	1

Enthaltene Werte

Name ISIN	Kurs	Diff % Diff /-	Performance	Datum Zeit	Gehandelte Stück Umsatz Geld
3M COMPANY US88579Y1010	98,29	0,32% 0,31		06.06.23 22:03:41	4.474.086 439.843.275,06
ABBOTT LABORATORIES US0028241000	102,62	-1,10% -1,14		06.06.23 22:03:26	4.044.480 415.409.740,29
ABBVIE INC. US00287Y1091	135,43	-1,04% -1,43		06.06.23 22:03:08	4.359.933 590.822.792,40
ACCENTURE PLC IE00B4BNMY34	308,04	1,18% 3,59		06.06.23 22:00:01	2.419.382 744.281.899,80
ACTIVISION BLIZZARD INC US00507V1098	80,88	0,05% 0,04		06.06.23 22:00:00	4.725.238 382.027.634,93
ADOBE INC. US00724F1012	432,89	-0,30% -1,29		06.06.23 22:00:00	2.342.000 1.015.715.313,17
ADVANCE AUTO PARTS INC. US00751Y1064	66,07	0,73% 0,48		06.06.23 22:00:01	3.296.245 218.529.888,88
ADVANCED MICRO DEVICES IN... US0079031078	124,23	5,34% 6,30		06.06.23 22:00:00	75.257.497 9.224.877.114,36
AES CORP US00130H1059	20,13	0,25% 0,05		06.06.23 22:00:02	12.934.761 261.255.714,69
AFLAC INC. US0010551028	67,67	0,80% 0,54		06.06.23 22:00:02	1.865.812 126.166.040,01
AGILENT TECHNOLOGIES INC. US00846U1016	117,44	-0,77% -0,91		06.06.23 22:03:03	1.758.822 207.088.901,11
AIR PRODUCTS & CHEMICALS ... US0091581068	278,50	-0,46% -1,28		06.06.23 22:00:01	740.663 206.250.278,71
AKAMAI TECHNOLOGIES INC. US00971T1016	93,31	-0,56% -0,53		06.06.23 22:00:00	1.094.882 102.219.405,96
ALASKA AIR GROUP INC. REG... US0116591092	47,46	2,55% 1,18		06.06.23 22:00:01	1.093.027 51.655.445,10
ALBEMARLE CORP US0126531013	213,11	3,37% 6,94		06.06.23 22:00:01	1.607.648 341.001.928,74
ALEXANDRIA REAL EST. EQU.... US0152711091	118,22	2,42% 2,79		06.06.23 22:00:02	796.371 93.968.941,38
ALIGN TECHNOLOGY INC. US0162551016	304,68	-0,15% -0,47		06.06.23 22:00:00	391.189 119.277.082,98
ALLEGION PLC IE00BFRT3W74	110,17	1,57% 1,70		06.06.23 22:03:04	663.845 73.007.813,23
ALLIANT ENERGY CORP US0188021085	52,31	0,06% 0,03		06.06.23 22:00:00	1.968.285 103.091.847,71
ALLSTATE CORP US0200021014	109,99	0,47% 0,51		06.06.23 22:00:01	1.693.326 186.361.233,43
ALPHABET INC A US02079K3059	127,31	1,03% 1,30		06.06.23 22:00:00	26.638.295 3.389.082.168,04
ALPHABET INC. CLASS C US02079K1079	127,91	1,01% 1,28		06.06.23 22:00:00	19.450.128 2.486.660.915,31
ALTRIA GROUP INC. US02209S1033	44,66	0,04% 0,02		06.06.23 22:03:38	7.368.611 329.234.628,76

AMAZON.COM INC. US0231351067	126,61	1,05% 1,31		06.06.23 22:00:00	45.695.212 5.776.027.799,63
AMCOR PLC JE00BJ1F3079	10,00	0,00% 0,00		06.06.23 22:00:02	10.359.287 103.674.647,68
AMEREN CORP US0236081024	81,55	-0,48% -0,39		06.06.23 22:00:02	1.232.614 100.742.836,30
AMERICAN AIRLINES GROUP I... US02376R1023	14,93	0,81% 0,12		06.06.23 22:00:00	15.840.018 236.231.462,40
AMERICAN ELECTRIC POWER C... US0255371017	83,44	-0,67% -0,56		06.06.23 22:00:00	2.953.518 246.995.495,70
AMERICAN EXPRESS CO US0258161092	171,82	2,62% 4,39		06.06.23 22:04:04	3.631.658 622.442.876,14
AMERICAN INTERNATIONAL GR... US0268747849	55,93	3,13% 1,70		06.06.23 22:00:01	4.290.187 239.148.961,10
AMERICAN TOWER CORP US03027X1000	189,11	0,25% 0,47		06.06.23 22:00:01	1.390.364 261.985.930,18
AMERICAN WATER WORKS CORP... US0304201033	144,79	-0,77% -1,12		06.06.23 22:00:02	588.391 85.425.136,01
AMERIPRISE FINANCIAL INC. US03076C1062	312,97	0,40% 1,24		06.06.23 22:04:30	432.569 135.631.991,33
AMERISOURCEBERGEN CORP US03073E1055	174,37	-0,18% -0,32		06.06.23 22:00:01	992.869 172.974.953,43
AMETEK INC. US0311001004	149,29	0,34% 0,50		06.06.23 22:00:01	1.292.823 193.035.403,10
AMGEN INC. US0311621009	221,22	-0,30% -0,66		06.06.23 22:00:00	1.736.144 383.568.001,06
AMPHENOL CORPORATION SER... US0320951017	77,50	1,04% 0,80		06.06.23 22:00:01	2.447.533 189.110.951,72
ANALOG DEVICES INC. US0326541051	177,97	1,71% 2,99		06.06.23 22:00:00	3.487.425 617.135.148,63
ANSYS INC. US03662Q1058	325,59	-0,13% -0,43		06.06.23 22:00:00	279.177 91.069.082,05
AON PLC CLASS A IE00BLP1HW54	312,38	0,00% 0,01		06.06.23 22:03:36	489.369 152.804.766,27
APA CORP. US03743Q1085	33,34	0,82% 0,27		06.06.23 22:00:00	4.392.540 145.451.779,04
APPLE INC US0378331005	179,21	-0,21% -0,37		06.06.23 22:00:00	64.848.374 11.589.011.771,24
APPLIED MATERIALS INC US0382221051	133,94	0,16% 0,21		06.06.23 22:00:00	5.469.139 730.541.181,85
APTIV PLC JE00B783TY65	95,45	3,45% 3,18		06.06.23 22:00:02	1.862.222 176.454.201,11
ARCH CAPITAL GROUP LTD. BMG0450A1053	71,20	-0,14% -0,10		06.06.23 22:00:00	1.439.127 102.589.707,07
ARCHER DANIELS MIDLAND CO US0394831020	72,39	1,57% 1,12		06.06.23 22:00:01	1.905.650 137.484.555,23
ARISTA NETWORKS INC. US0404131064	159,68	-1,81% -2,95		06.06.23 22:00:02	3.015.382 480.657.575,40
ARTHUR J GALLAGHER & CO. US3635761097	205,34	-0,45% -0,93		06.06.23 22:03:23	424.921 87.287.980,27
ASSURANT INC. US04621X1081	124,94	1,48% 1,82		06.06.23 22:00:02	348.021 43.375.123,17
AT&T INC. US00206R1023	15,67	1,82% 0,28		06.06.23 22:03:47	39.037.180 610.067.413,09
ATMOS ENERGY CORP	115,17	0,50%		06.06.23	706.107

US0495601058		0,57		22:03:04	81.286.326,16
AUTODESK INC	208,01	-0,20%		06.06.23	926.759
US0527691069		-0,42		22:00:00	193.128.508,26
AUTOMATIC DATA PROCESSING...	216,74	0,23%		06.06.23	1.252.599
US0530151036		0,50		22:00:00	271.299.102,72
AUTOZONE INC	2.323,05	-0,72%		06.06.23	228.407
US0533321024		-16,90		22:00:01	531.193.677,37
AVALONBAY COMMUNITIES INC...	183,07	0,86%		06.06.23	463.028
US0534841012		1,56		22:03:06	84.462.448,27
AVERY DENNISON CORP	167,52	0,90%		06.06.23	479.987
US0536111091		1,50		22:03:07	80.266.924,92
AXON ENTERPRISE INC	194,88	1,57%		06.06.23	606.880
US05464C1018		3,02		22:00:00	117.811.058,83
BAKER HUGHES INC. 'A'	30,59	3,10%		06.06.23	7.653.057
US05722G1004		0,92		22:00:00	232.127.475,30
BALL CORP	54,63	0,92%		06.06.23	1.395.986
US0584981064		0,50		22:00:02	76.224.142,48
BANK OF AMERICA CORP.	29,23	2,42%		06.06.23	46.297.873
US0605051046		0,69		22:00:01	1.349.694.373,69
BANK OF NEW YORK MELLON C...	43,41	2,09%		06.06.23	4.823.873
US0640581007		0,89		22:00:57	209.771.425,44
BATH & BODY WORKS INC.	40,38	1,46%		06.06.23	3.346.600
US0708301041		0,58		22:03:26	134.551.015,60
BAXTER INTERNATIONAL INC	40,96	-1,66%		06.06.23	3.132.521
US0718131099		-0,69		22:00:01	128.668.679,15
BECTON DICKINSON AND CO.	250,46	-1,39%		06.06.23	1.483.534
US0758871091		-3,53		22:00:02	371.544.990,09
BERKSHIRE HATHAWAY INC. C...	333,41	1,47%		06.06.23	3.183.994
US0846707026		4,83		22:03:14	1.057.509.156,07
BEST BUY CORP INC.	74,35	2,09%		06.06.23	2.254.134
US0865161014		1,52		22:00:02	167.395.286,80
BIO-RAD LABORATORIES INC.	370,78	0,59%		06.06.23	211.535
US0905722072		2,18		22:03:46	78.342.280,30
BIO-TECHNE CORP.	82,63	-0,05%		06.06.23	578.374
US09073M1045		-0,04		22:00:00	47.810.474,40
BIOGEN IDEC INC.	299,79	-0,77%		06.06.23	911.744
US09062X1037		-2,34		22:00:00	273.315.302,88
BLACKROCK INC.	684,92	1,25%		06.06.23	748.659
US09247X1019		8,43		22:00:01	510.755.258,70
BOEING CO., THE	207,29	-0,71%		06.06.23	10.957.198
US0970231058		-1,49		22:00:01	2.263.970.490,14
BOOKING HOLDINGS INC.	2.708,10	1,40%		06.06.23	314.884
US09857L1089		37,34		22:00:00	851.239.390,13
BORGWARNER INC.	46,97	0,04%		06.06.23	5.214.500
US0997241064		0,02		22:00:01	241.825.706,05
BOSTON PROPERTIES INC.	52,04	4,73%		06.06.23	1.672.851
US1011211018		2,35		22:00:02	86.692.448,15
BOSTON SCIENTIFIC CORP	50,67	-1,42%		06.06.23	12.634.074
US1011371077		-0,73		22:00:01	639.332.000,82
BRISTOL-MYERS SQUIBB CO.	65,48	-0,76%		06.06.23	5.618.803
US1101221083		-0,50		22:00:02	368.155.581,60
BROADCOM INC.	790,00	-1,53%		06.06.23	3.782.345
US11135F1012		-12,30		22:00:00	2.975.622.008,12
BROADRIDGE FINANCIAL SOLU...	154,30	0,49%		06.06.23	484.858
US11133T1034		0,76		22:00:02	74.718.448,12

BROWN & BROWN INC. US1152361010	63,79	0,17% 0,11		06.06.23 22:00:01	663.809 42.276.920,63
BROWN-FORMAN CORP US1156372096	62,50	-0,92% -0,58		06.06.23 22:04:18	1.520.746 95.190.486,08
BUNGE LTD. BMG169621056	92,43	0,75% 0,69		06.06.23 22:00:02	656.493 60.507.437,97
C.H. ROBINSON WORLDWIDE I... US12541W2098	91,39	-0,01% -0,01		06.06.23 22:00:00	1.641.522 150.325.752,88
CADENCE DESIGN SYSTEMS IN... US1273871087	228,78	-1,53% -3,55		06.06.23 22:00:00	1.235.161 283.181.533,49
CAESARS ENTERTAINMENT INC... US12769G1004	48,26	4,35% 2,01	■	06.06.23 22:00:00	4.012.384 192.198.604,24
CAMDEN PROPERTY TRUST US1331311027	109,85	1,09% 1,18		06.06.23 22:00:02	838.498 91.732.586,02
CAMPBELL SOUP COMPANY US1344291091	50,59	-1,88% -0,97		06.06.23 22:00:02	3.590.732 181.628.824,17
CAPITAL ONE FINANCIAL COR... US14040H1059	112,02	2,77% 3,02	■	06.06.23 22:00:02	3.404.591 380.849.822,32
CARDINAL HEALTH INC. US14149Y1082	84,34	-0,50% -0,42		06.06.23 22:00:02	2.300.671 193.520.515,29
CARMAX INC. US1431301027	79,08	5,08% 3,82	■	06.06.23 22:03:20	2.781.653 218.122.408,85
CARNIVAL CORP. PA1436583006	12,77	3,82% 0,47	■	06.06.23 22:00:02	32.243.387 408.165.661,11
CARRIER GLOBAL CORP US14448C1045	43,85	1,50% 0,65		06.06.23 22:00:02	3.256.777 142.841.365,04
CATALENT INC. US1488061029	38,82	2,70% 1,02	■	06.06.23 22:03:47	2.261.756 87.385.566,77
CATERPILLAR INC US1491231015	226,68	1,89% 4,21	■	06.06.23 22:00:01	3.230.095 730.790.873,77
CBOE GLOBAL MARKETS INC. US12503M1080	131,72	-2,47% -3,34		06.06.23 22:00:00	847.298 112.183.091,09
CBRE GROUP INC US12504L1098	77,60	2,04% 1,55	■	06.06.23 22:03:11	899.829 69.550.142,56
CDW CORP. US12514G1085	169,06	-0,17% -0,28		06.06.23 22:00:00	951.358 160.929.523,01
CELANESE CORP US1508701034	115,49	1,41% 1,61	■	06.06.23 22:03:16	1.415.025 163.336.247,58
CENTENE CORP US15135B1017	66,73	-0,91% -0,61		06.06.23 22:03:42	3.295.138 219.770.932,66
CENTERPOINT ENERGY INC. US15189T1079	28,56	-0,66% -0,19		06.06.23 22:00:02	3.553.096 101.510.869,81
CERIDIAN HCM HOLDING INC. US15677J1088	66,25	0,03% 0,02		06.06.23 22:00:02	1.903.434 126.496.661,12