

## AUSTAL LTD.

ISIN: AU000000ASB3

WKN: ASB

## Overview

2023/06/09 20:18:27

5Y

Price

1.45 EUR

Difference  -0.68% (-0.01)

## General attributes

ISIN	AU000000ASB3
Symbol	ASB
Exchange	Frankfurt
Currency	EUR
Sector	Transport
Security type	Stock
Market cap (m)	526 EUR
Benchmark	ASX ALL ORDINARIES INDEX

## Market data

Bid (Bid size)	-
Ask (Ask size)	-
Open	1.40 EUR
High	1.45 EUR
Low	1.40 EUR
Close (prev. day)	1.46 EUR
VWAP	1.45 EUR
Volume (pcs)	5,000
Trading volume	7,250.00
Number of trades	3
Last size	5,000

## Futures and Options











Related Futures	-
Related Options	-



Information about previous performance does not guarantee future performance.

Source: FactSet

## Recent research

on sector			
Date		Headline	Download
2023/06/06		Global Equity Ratings	
2023/06/06		Aktienempfehlungen Global	
2023/06/02		Equity Weekly	
2023/06/01		Aktienempfehlungen Global	
2023/06/01		Global Equity Ratings	

## Details

2023/06/09 20:18:27

## Price

1.45 EUR

Difference ▼ -0.68% (-0.01)

## General attributes

ISIN	AU000000ASB3
Symbol	ASB
Exchange	Frankfurt
Currency	EUR
Sector	Transport
Security type	Stock
Market cap (m)	526 EUR
Benchmark	ASX ALL ORDINARIES INDEX

## Market data

Bid (Bid size)	-
Ask (Ask size)	-
Open	1.40 EUR
High	1.45 EUR
Low	1.40 EUR
Close (prev. day)	1.46 EUR
VWAP	1.45 EUR
Volume (pcs)	5,000
Trading volume	7,250.00
Number of trades	3
Last size	5,000

## Performance and Risk

	6M	1Y	3Y
Perf (%)	+7.41%	+17.89%	-29.61%
Perf (abs.)	+0.10	+0.22	-0.61
Beta	0.86	0.48	0.75
Volatility	61.59	54.81	49.29

5Y



Information about previous performance does not guarantee future performance.  
Source: FactSet

## Price data

Ø price 5 days   Ø volume 5 days (pcs.)	1.43 EUR (14,000)
Ø price 30 days   Ø volume 30 days (pcs.)	1.14 EUR (2,473)
Ø price 100 days   Ø volume 100 days (pcs.)	1.11 EUR (1,958)
Ø price 250 days   Ø volume 250 days (pcs.)	1.36 EUR (845)
YTD High   date	1.46 EUR (2023/06/08)
YTD Low   date	0.96 EUR (2023/04/27)
52 Weeks High   date	1.91 EUR (2022/08/11)
52 Weeks Low   date	0.96 EUR (2023/04/27)

## Arbitrage views

Exchange	Date	Time	Price	Trading volume (mio.)	Number of trades
Stuttgart	2023/06/09	08:03	1.41 EUR	0.00	3
Munich	2023/06/09	08:04	1.46 EUR	0.00	1
Hamburg	2023/06/09	20:18	1.45 EUR	0.01	2
Frankfurt	2023/06/09	20:18	1.45 EUR	0.01	3
FINRA other OTC Issues	2023/06/	18:27	1.62 USD	0.03	3

	08					
Berlin	2023/06/09	08:08	1.43	EUR	0.00	1
Australian Securities Exchange	2023/06/09	08:10	2.33	AUD	2.52	1,448

## Company profile

### Company Logo



### Company Profile

-

### Contact Details

AUSTAL LTD.

--

----

Telefon: -

Fax: -

E-mail: -