

# CATANA GROUP

ISIN:

FR0010193052

WKN: -

## Overview

2019/01/18 09:02:33

Price

2.55 EUR

Difference  -8.93% (-0.25)

### General attributes

ISIN	FR0010193052
Symbol	CATG
Exchange	London Stock Exchange
Currency	EUR
Sector	Other
Security type	Stock
Market cap (m)	171 EUR
Benchmark	CAC 40 INDEX

### Market data

Bid (Bid size)	-
Ask (Ask size)	-
Open	2.55 EUR
High	2.55 EUR
Low	2.55 EUR
Close (prev. day)	2.80 EUR
VWAP	2.55 EUR
Volume (pcs)	8
Trading volume	20.40
Number of trades	1
Last size	8

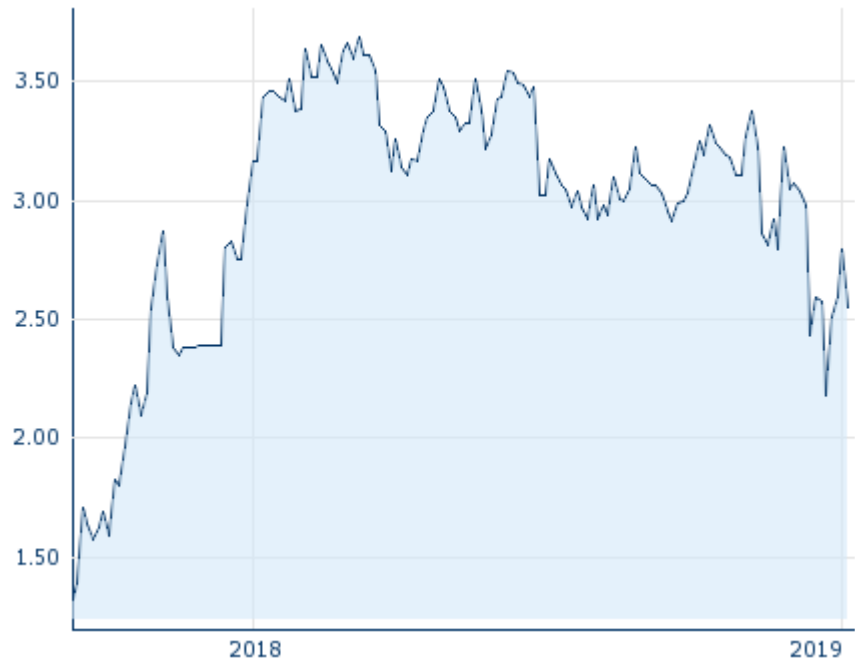
### Futures and Options

Related Futures	-
Related Options	-

### PDF Downloads









Annual report: CATANA GROUP 

5Y



Information about previous performance does not guarantee future performance.  
Source: FactSet

### Recent research

on sector		on market	
Date		Headline	Download
2022/10/05		Global Equity Ratings	
2022/10/05		Aktienempfehlungen Global	
2022/09/30		Equity Weekly	
2022/09/26		Global Equity Ratings	
2022/09/26		Aktienempfehlungen Global	

## Details

2019/01/18 09:02:33

## Price

2.55 EUR

Difference  -8.93% (-0.25)

## General attributes

ISIN	FR0010193052
Symbol	CATG
Exchange	London Stock Exchange
Currency	EUR
Sector	Other
Security type	Stock
Market cap (m)	171 EUR
Benchmark	CAC 40 INDEX

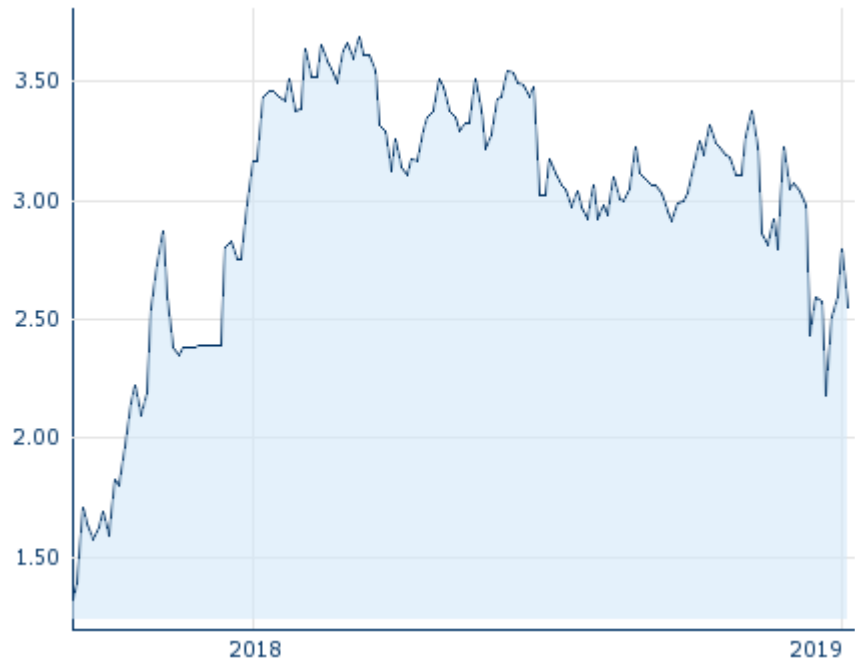
## Market data

Bid (Bid size)	-
Ask (Ask size)	-
Open	2.55 EUR
High	2.55 EUR
Low	2.55 EUR
Close (prev. day)	2.80 EUR
VWAP	2.55 EUR
Volume (pcs)	8
Trading volume	20.40
Number of trades	1
Last size	8

## Performance and Risk

	6M	1Y	3Y
Perf (%)	-	-	-
Perf (abs.)	-	-	-
Beta	1.28	1.23	1.24
Volatility	40.93	33.73	55.59

5Y




Information about previous performance does not guarantee future performance.  
Source: FactSet

## Price data

Ø price 5 days   Ø volume 5 days (pcs.)	- EUR (3,911)
Ø price 30 days   Ø volume 30 days (pcs.)	0.09 EUR (2,308)
Ø price 100 days   Ø volume 100 days (pcs.)	0.33 EUR (2,918)
Ø price 250 days   Ø volume 250 days (pcs.)	1.67 EUR (3,757)
YTD High   date	2.80 EUR (2019/01/16)
YTD Low   date	2.80 EUR (2019/01/16)
52 Weeks High   date	3.38 EUR (2018/05/22)
52 Weeks Low   date	2.18 EUR (2018/10/19)

## All listings for CATANA GROUP

Exchange 	Date	Time	Price	Trading volume (mio.)	Number of trades
Stuttgart	2022/10/05	16:40	5.50 EUR	0.00	10
Munich	2022/10/05	08:04	5.70 EUR	0.00	1
London Stock Exchange	2019/01/18	09:02	2.55 EUR	0.00	1
Frankfurt	2022/10/05	09:11	5.66 EUR	0.00	1
Euronext Paris	2022/10/05	17:35	5.58 EUR	0.66	364



## Company profile

### Company Logo



### Contact Details

CATANA GROUP SA

--

Zone Technique du Port - 66140 Canet-en-Roussillon

Telefon: 33-4-68-80-13-13

Fax: 33-4-68-80-13-12

E-mail: -

### PDF Downloads

Annual report: CATANA GROUP



### Company Profile

CATANA Group SA engages in the designing, construction, and marketing of catamarans and sailing yachts. It operates through the following operating segments: Sale of Boats and Services. The Sale of Boats segment comprises of the distribution of the Catana and Bali brands. The Services segment includes work carried out on boats, hire of boat-mooring places, security services and boat hire. The company was founded by Olivier Poncin on December 24, 1992 and is headquartered in Canet-en-Roussillon, France.

### Board of directors

Aurélien Poncin	Member of Supervisory Board
-----------------	-----------------------------

Corinne Mercier	Member of Supervisory Board
-----------------	-----------------------------

Nicolas Martin	Member of Supervisory Board
----------------	-----------------------------

Pascale Poncin	Member of Supervisory Board
----------------	-----------------------------