

ADIDAS AG FUTURE (ADSG) - EUX/202404

2023/09/21 18:56:11

Price
166.7547 EUR

Difference  **-2.41% (-4.12)**

General attributes

Symbol	ADSGJ24
Exchange	Eurex
Currency	EUR
Security type	Future
Underlying	ADIDAS AG
Maturity	04-2024
Contract size	100

Market data

Bid (Bid size)	- EUR (-)
Ask (Ask size)	- EUR (-)
Open	166.7547 EUR
High	166.7547 EUR
Low	166.7547 EUR
Close (prev. day)	170.8713 EUR
Underlying	ADIDAS AG
Underlying price (date)	162.80 (23/09/21)
Settlement price (date)	166.75 (23/09/21)
Open Interest	0

Performance and Risk

	6M	1Y	3Y
Perf (%)	+13.39%	-	-
Perf (abs.)	+19.69	-	-
Beta	-	-	-
Volatility	32.31	32.07	32.07

Futures and Options

Related Futures	-
Related Options	-












Information about previous performance does not guarantee future performance.
Source: FactSet

Price data

Ø price 5 days Ø volume 5 days (pcs.)	171.8327 EUR (0)
Ø price 30 days Ø volume 30 days (pcs.)	182.4421 EUR (0)
Ø price 100 days Ø volume 100 days (pcs.)	177.4562 EUR (0)
Ø price 250 days Ø volume 250 days (pcs.)	- EUR (0)
YTD High date	190.6264 EUR (2023/07/28)
YTD Low date	145.5100 EUR (2023/03/27)
52 Weeks High date	190.6264 EUR (2023/07/28)
52 Weeks Low date	145.5100 EUR (2023/03/27)

Recent Research

on underlying	on sector	on market	
Date		Headline	Download
2023/09/08		Global Equity Ratings	
2023/09/08		Aktienempfehlungen Global	
2023/08/22		Global Equity Ratings	
2023/08/22		Aktienempfehlungen Global	
2023/08/17		Global Equity Ratings	