

MASTERCARD INC. FUTURE (MTCF) - EUX/202403

2023/09/25 18:57:49

Price
411.5678 USD

Difference  **-0.85% (-3.51)**

General attributes

Symbol	MTCFH24
Exchange	Eurex
Currency	USD
Security type	Future
Underlying	MASTERCARD INC. CLASS A
Maturity	03-2024
Contract size	100

Market data

Bid (Bid size)	- USD (-)
Ask (Ask size)	- USD (-)
Open	411.5678 USD
High	411.5678 USD
Low	411.5678 USD
Close (prev. day)	415.0781 USD
Underlying	MASTERCARD INC. CLASS A
Underlying price (date)	402.49 (23/09/25)
Settlement price (date)	411.57 (23/09/25)
Open Interest	0

Performance and Risk

	6M	1Y	3Y
Perf (%)	+12.59%	-	-
Perf (abs.)	+46.01	-	-
Beta	-	-	-
Volatility	16.53	18.22	18.22

Futures and Options

Related Futures	-
Related Options	-

5Y












Information about previous performance does not guarantee future performance.
Source: FactSet

Price data

Ø price 5 days Ø volume 5 days (pcs.)	417.2086 USD (0)
Ø price 30 days Ø volume 30 days (pcs.)	419.1724 USD (0)
Ø price 100 days Ø volume 100 days (pcs.)	405.5270 USD (0)
Ø price 250 days Ø volume 250 days (pcs.)	- USD (0)
YTD High date	428.8431 USD (2023/08/30)
YTD Low date	359.1214 USD (2023/03/15)
52 Weeks High date	428.8431 USD (2023/08/30)
52 Weeks Low date	359.1214 USD (2023/03/15)

Recent Research

on underlying	on sector	on market	
Date		Headline	Download
2023/09/08		Global Equity Ratings	
2023/09/08		Aktienempfehlungen Global	
2023/08/22		Global Equity Ratings	
2023/08/22		Aktienempfehlungen Global	
2023/08/17		Global Equity Ratings	