

SIEMENS AG FUTURE (SIEH) - EUX/202402

2023/10/02 19:01:57

Price
132.6839 EUR

Difference  -0.94% (-1.26)

General attributes

Symbol	SIEHG24
Exchange	Eurex
Currency	EUR
Security type	Future
Underlying	SIEMENS AG
Maturity	02-2024
Contract size	100

Market data

Bid (Bid size)	- EUR (-)
Ask (Ask size)	- EUR (-)
Open	132.6839 EUR
High	132.6839 EUR
Low	132.6839 EUR
Close (prev. day)	133.9486 EUR
Underlying	SIEMENS AG
Underlying price (date)	134.44 (23/10/02)
Settlement price (date)	132.68 (23/10/02)
Open Interest	0

Performance and Risk

	6M	1Y	3Y
Perf (%)	-11.76%	-	-
Perf (abs.)	-17.67	-	-
Beta	-	-	-
Volatility	22.47	25.42	25.42

Futures and Options

Related Futures	-
Related Options	-












5Y

Information about previous performance does not guarantee future performance.
 Source: FactSet

Price data

Ø price 5 days Ø volume 5 days (pcs.)	132.2363 EUR (0)
Ø price 30 days Ø volume 30 days (pcs.)	134.7983 EUR (0)
Ø price 100 days Ø volume 100 days (pcs.)	146.7802 EUR (0)
Ø price 250 days Ø volume 250 days (pcs.)	- EUR (0)
YTD High date	166.3833 EUR (2023/06/15)
YTD Low date	128.1531 EUR (2023/09/26)
52 Weeks High date	166.3833 EUR (2023/06/15)
52 Weeks Low date	128.1531 EUR (2023/09/26)

Recent Research

on underlying	on sector	on market	
Date		Headline	Download
2023/09/29		Global Equity Ratings	
2023/09/29		Aktienempfehlungen Global	
2023/09/08		Global Equity Ratings	
2023/09/08		Aktienempfehlungen Global	
2023/08/22		Global Equity Ratings	