

# SIEMENS AG FUTURE (SIEH) - EUX/202402

2023/10/02 19:01:57

**Price**  
**132.6839** EUR

**Difference**  **-0.94% (-1.26)**

---

**General attributes**

|               |            |
|---------------|------------|
| Symbol        | SIEHG24    |
| Exchange      | Eurex      |
| Currency      | EUR        |
| Security type | Future     |
| Underlying    | SIEMENS AG |
| Maturity      | 02-2024    |
| Contract size | 100        |

---

**Market data**

|                         |                   |
|-------------------------|-------------------|
| Bid (Bid size)          | - EUR (-)         |
| Ask (Ask size)          | - EUR (-)         |
| Open                    | 132.6839 EUR      |
| High                    | 132.6839 EUR      |
| Low                     | 132.6839 EUR      |
| Close (prev. day)       | 133.9486 EUR      |
| Underlying              | SIEMENS AG        |
| Underlying price (date) | 134.48 (23/10/03) |
| Settlement price (date) | 132.68 (23/10/02) |
| Open Interest           | 0                 |



Information about previous performance does not guarantee future performance.  
 Source: FactSet











**Performance and Risk**

|             | 6M      | 1Y    | 3Y    |
|-------------|---------|-------|-------|
| Perf (%)    | -11.76% | -     | -     |
| Perf (abs.) | -17.67  | -     | -     |
| Beta        | -       | -     | -     |
| Volatility  | 22.47   | 25.42 | 25.42 |

**Price data**

|   |                           |
|---|---------------------------|
| Ø price 5 days   Ø volume 5 days (pcs.)     | 132.2363 EUR (0)          |
| Ø price 30 days   Ø volume 30 days (pcs.)   | 134.7983 EUR (0)          |
| Ø price 100 days   Ø volume 100 days (pcs.) | 146.7802 EUR (0)          |
| Ø price 250 days   Ø volume 250 days (pcs.) | - EUR (0)                 |
| YTD High   date                             | 166.3833 EUR (2023/06/15) |
| YTD Low   date                              | 128.1531 EUR (2023/09/26) |
| 52 Weeks High   date                        | 166.3833 EUR (2023/06/15) |
| 52 Weeks Low   date                         | 128.1531 EUR (2023/09/26) |

**Recent Research**

| on underlying   on sector   on market |   |                           |   |
|---------------------------------------|---|---------------------------|---|
| Date                                  |   | Headline                  | Download  |
| 2023/09/29                            |  | Global Equity Ratings     |  |
| 2023/09/29                            |  | Aktienempfehlungen Global |  |
| 2023/09/08                            |  | Global Equity Ratings     |  |
| 2023/09/08                            |  | Aktienempfehlungen Global |  |
| 2023/08/22                            |  | Global Equity Ratings     |  |