

## SIEMENS AG FUTURE (SIEH) - EUX/202402

2023/05/26 18:33:07

Price  
**157.5146** EURDifference  2.01% (3.11)

## General attributes

Symbol	SIEHG24
Exchange	Eurex
Currency	EUR
Security type	Future
Underlying	SIEMENS AG
Maturity	02-2024
Contract size	100

## Market data

Bid (Bid size)	- EUR (-)
Ask (Ask size)	- EUR (-)
Open	157.5146 EUR
High	157.5146 EUR
Low	157.5146 EUR
Close (prev. day)	154.4063 EUR
Underlying	SIEMENS AG
Underlying price (date)	157.10 (23/05/29)
Settlement price (date)	157.51 (23/05/26)
Open Interest	0

## Performance and Risk

	6M	1Y	3Y
Perf (%)	-	-	-
Perf (abs.)	-	-	-
Beta	-	-	-
Volatility	27.55	27.55	27.55

## Futures and Options

Related Futures	-
Related Options	-












Information about previous performance does not guarantee future performance.  
Source: FactSet

## Price data

Ø price 5 days   Ø volume 5 days (pcs.)	155.9812 EUR (0)
Ø price 30 days   Ø volume 30 days (pcs.)	151.0615 EUR (0)
Ø price 100 days   Ø volume 100 days (pcs.)	- EUR (0)
Ø price 250 days   Ø volume 250 days (pcs.)	- EUR (0)
YTD High   date	160.6878 EUR (2023/05/19)
YTD Low   date	137.7770 EUR (2023/02/08)
52 Weeks High   date	160.6878 EUR (2023/05/19)
52 Weeks Low   date	137.7770 EUR (2023/02/08)

## Recent Research

on underlying	on sector	on market	
Date		Headline	Download
2023/05/24		Global Equity Ratings	
2023/05/24		Aktienempfehlungen Global	
2023/05/03		Global Equity Ratings	
2023/05/03		Aktienempfehlungen Global	
2023/04/25		Global Equity Ratings	