

E.ON SE FUTURE (EOAI) - EUX/202402

2023/09/21 18:55:56

Price
11.8507 EURDifference  -1.70% (-0.20)

General attributes

Symbol	EOAIG24
Exchange	Eurex
Currency	EUR
Security type	Future
Underlying	E.ON SE
Maturity	02-2024
Contract size	100

Market data

Bid (Bid size)	- EUR (-)
Ask (Ask size)	- EUR (-)
Open	11.8507 EUR
High	11.8507 EUR
Low	11.8507 EUR
Close (prev. day)	12.0551 EUR
Underlying	E.ON SE
Underlying price (date)	11.655 (23/09/21)
Settlement price (date)	11.85 (23/09/21)
Open Interest	0

Performance and Risk

	6M	1Y	3Y
Perf (%)	+9.99%	-	-
Perf (abs.)	+1.08	-	-
Beta	-	-	-
Volatility	15.09	16.71	16.71

Futures and Options

Related Futures	-
Related Options	-

5Y












Information about previous performance does not guarantee future performance.
Source: FactSet

Price data

Ø price 5 days Ø volume 5 days (pcs.)	11.9000 EUR (0)
Ø price 30 days Ø volume 30 days (pcs.)	11.5676 EUR (0)
Ø price 100 days Ø volume 100 days (pcs.)	11.6542 EUR (0)
Ø price 250 days Ø volume 250 days (pcs.)	- EUR (0)
YTD High date	12.2134 EUR (2023/05/09)
YTD Low date	9.7203 EUR (2023/02/07)
52 Weeks High date	12.2134 EUR (2023/05/09)
52 Weeks Low date	9.7203 EUR (2023/02/07)

Recent Research

on underlying	on sector	on market	
Date		Headline	Download
2022/12/19		Global Equity Ratings	
2022/12/19		Aktienempfehlungen Global	
2022/11/28		Global Equity Ratings	
2022/11/28		Aktienempfehlungen Global	
2022/11/18		Global Equity Ratings	