

BASF SE FUTURE (BASG) - EUX/202402

2023/10/03 19:02:47

Price
42.407 EUR

Difference  -0.32% (-0.14)

General attributes

Symbol	BASGG24
Exchange	Eurex
Currency	EUR
Security type	Future
Underlying	BASF SE
Maturity	02-2024
Contract size	100

Market data

Bid (Bid size)	- EUR (-)
Ask (Ask size)	- EUR (-)
Open	42.407 EUR
High	42.407 EUR
Low	42.407 EUR
Close (prev. day)	42.544 EUR
Underlying	BASF SE
Underlying price (date)	41.76 (23/10/03)
Settlement price (date)	42.41 (23/10/03)
Open Interest	0

Performance and Risk

	6M	1Y	3Y
Perf (%)	-10.54%	-	-
Perf (abs.)	-5.00	-	-
Beta	-	-	-
Volatility	26.05	27.17	27.17

Futures and Options

Related Futures	-
Related Options	-












Information about previous performance does not guarantee future performance.
Source: FactSet

Price data

Ø price 5 days Ø volume 5 days (pcs.)	42.977 EUR (0)
Ø price 30 days Ø volume 30 days (pcs.)	45.417 EUR (0)
Ø price 100 days Ø volume 100 days (pcs.)	46.625 EUR (0)
Ø price 250 days Ø volume 250 days (pcs.)	- EUR (0)
YTD High date	53.087 EUR (2023/02/03)
YTD Low date	42.407 EUR (2023/10/03)
52 Weeks High date	53.087 EUR (2023/02/03)
52 Weeks Low date	42.407 EUR (2023/10/03)

Recent Research

on underlying	on sector	on market	
Date		Headline	Download
2023/09/29		Global Equity Ratings	
2023/09/29		Aktienempfehlungen Global	
2023/09/08		Global Equity Ratings	
2023/09/08		Aktienempfehlungen Global	
2023/08/22		Global Equity Ratings	