

# AMGEN INC. FUTURE (AMGF) - EUX/202402

2023/10/02 19:01:46

**Price**  
**267.8501** USD

**Difference**  **-1.16% (-3.16)**

### General attributes

Symbol	AMGFG24
Exchange	Eurex
Currency	USD
Security type	Future
Underlying	AMGEN INC.
Maturity	02-2024
Contract size	100

### Market data

Bid (Bid size)	- USD (-)
Ask (Ask size)	- USD (-)
Open	267.8501 USD
High	267.8501 USD
Low	267.8501 USD
Close (prev. day)	271.0073 USD
Underlying	AMGEN INC.
Underlying price (date)	266.31 (23/10/02)
Settlement price (date)	267.85 (23/10/02)
Open Interest	0

### Performance and Risk

	6M	1Y	3Y
Perf (%)	+10.49%	-	-
Perf (abs.)	+25.42	-	-
Beta	-	-	-
Volatility	22.12	20.80	20.80

### Futures and Options

Related Futures	-
Related Options	-












5Y

Information about previous performance does not guarantee future performance.  
Source: FactSet

### Price data

Ø price 5 days   Ø volume 5 days (pcs.)	270.3435 USD (0)
Ø price 30 days   Ø volume 30 days (pcs.)	263.7041 USD (0)
Ø price 100 days   Ø volume 100 days (pcs.)	242.8612 USD (0)
Ø price 250 days   Ø volume 250 days (pcs.)	- USD (0)
YTD High   date	272.7856 USD (2023/09/28)
YTD Low   date	217.8319 USD (2023/06/01)
52 Weeks High   date	272.7856 USD (2023/09/28)
52 Weeks Low   date	217.8319 USD (2023/06/01)

### Recent Research

on underlying	on sector	on market	
Date		Headline	Download
2023/09/29		Global Equity Ratings	
2023/09/29		Aktienempfehlungen Global	
2023/09/08		Global Equity Ratings	
2023/09/08		Aktienempfehlungen Global	
2023/08/22		Global Equity Ratings	