

AMGEN INC. FUTURE (AMGF) - EUX/202402

2023/05/26 18:34:26

Price
220.3749 USD

Difference  0.64% (1.40)

General attributes

Symbol	AMGFG24
Exchange	Eurex
Currency	USD
Security type	Future
Underlying	AMGEN INC.
Maturity	02-2024
Contract size	100

Market data

Bid (Bid size)	- USD (-)
Ask (Ask size)	- USD (-)
Open	220.3749 USD
High	220.3749 USD
Low	220.3749 USD
Close (prev. day)	218.9733 USD
Underlying	AMGEN INC.
Underlying price (date)	216.93 (23/05/26)
Settlement price (date)	220.37 (23/05/26)
Open Interest	0

Performance and Risk

	6M	1Y	3Y
Perf (%)	-	-	-
Perf (abs.)	-	-	-
Beta	-	-	-
Volatility	18.07	18.07	18.07

Futures and Options

Related Futures	-
Related Options	-

5Y












Information about previous performance does not guarantee future performance.
Source: FactSet

Price data

Ø price 5 days Ø volume 5 days (pcs.)	224.3234 USD (0)
Ø price 30 days Ø volume 30 days (pcs.)	236.5426 USD (0)
Ø price 100 days Ø volume 100 days (pcs.)	- USD (0)
Ø price 250 days Ø volume 250 days (pcs.)	- USD (0)
YTD High date	266.2673 USD (2023/01/23)
YTD Low date	218.9733 USD (2023/05/25)
52 Weeks High date	266.2673 USD (2023/01/23)
52 Weeks Low date	218.9733 USD (2023/05/25)

Recent Research

on underlying	on sector	on market	
Date		Headline	Download
2023/05/24		Global Equity Ratings	
2023/05/24		Aktienempfehlungen Global	
2023/05/03		Global Equity Ratings	
2023/05/03		Aktienempfehlungen Global	
2023/04/25		Global Equity Ratings	