

SANOFI S.A.

ISIN: **FR0000120578**

WKN: **12057**


Overview

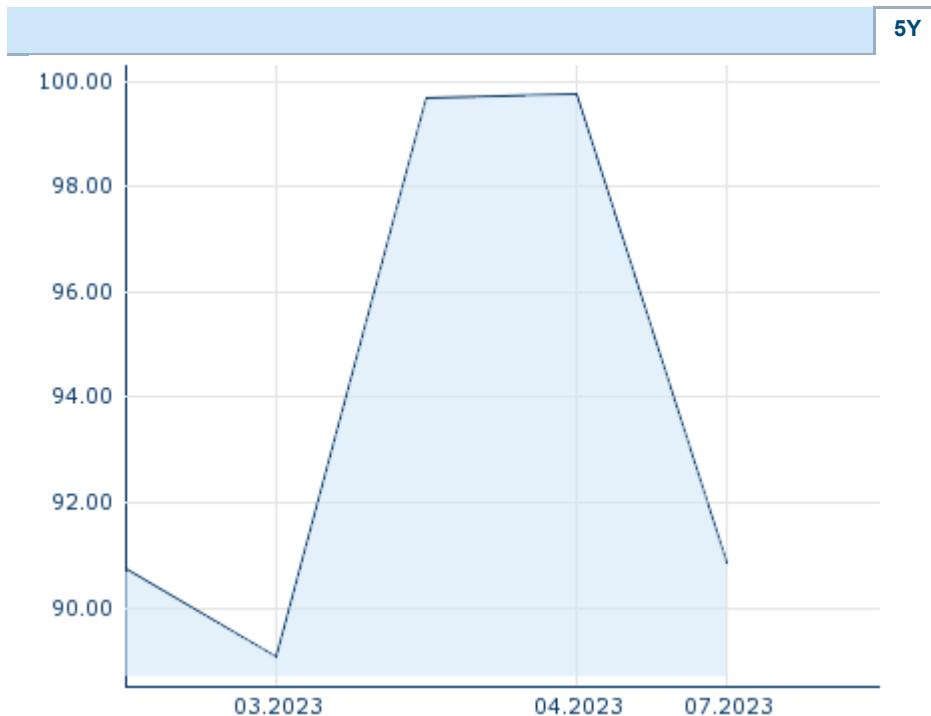
2023/07/28 18:00:00	
Price	90.857 CHF
Difference	▼ -8.92% (-8.90)

General attributes	
ISIN	FR0000120578
Symbol	SAN
Exchange	BX Swiss
Currency	CHF
Sector	Chemical / Pharmaceutical / Health
Security type	Stock
Market cap (m)	127,217 EUR
Benchmark	CAC 40 INDEX

Market data	
Bid (Bid size)	98.203 CHF (970)
Ask (Ask size)	98.337 CHF (970)
Open	90.857 CHF
High	90.857 CHF
Low	90.857 CHF
Close (prev. day)	99.755 CHF
VWAP	90.857 CHF
Volume (pcs)	600
Trading volume	54,514.10
Number of trades	1
Last size	600

Futures and Options	
Related Futures	53
Related Options	-

PDF Downloads	
Annual report: SANOFI S.A.	



Information about previous performance does not guarantee future performance.
Source: FactSet

Recent research

on instrument	on sector	on market	
Date		Headline	Download
2023/09/29		Global Equity Ratings	
2023/09/29		Aktienempfehlungen Global	
2023/09/08		Global Equity Ratings	
2023/09/08		Aktienempfehlungen Global	
2023/08/22		Global Equity Ratings	

Details

2023/07/28 18:00:00

Price

90.857 CHF

Difference  -8.92% (-8.90)

General attributes

ISIN	FR0000120578
Symbol	SAN
Exchange	BX Swiss
Currency	CHF
Sector	Chemical / Pharmaceutical / Health
Security type	Stock
Market cap (m)	127,217 EUR
Benchmark	CAC 40 INDEX

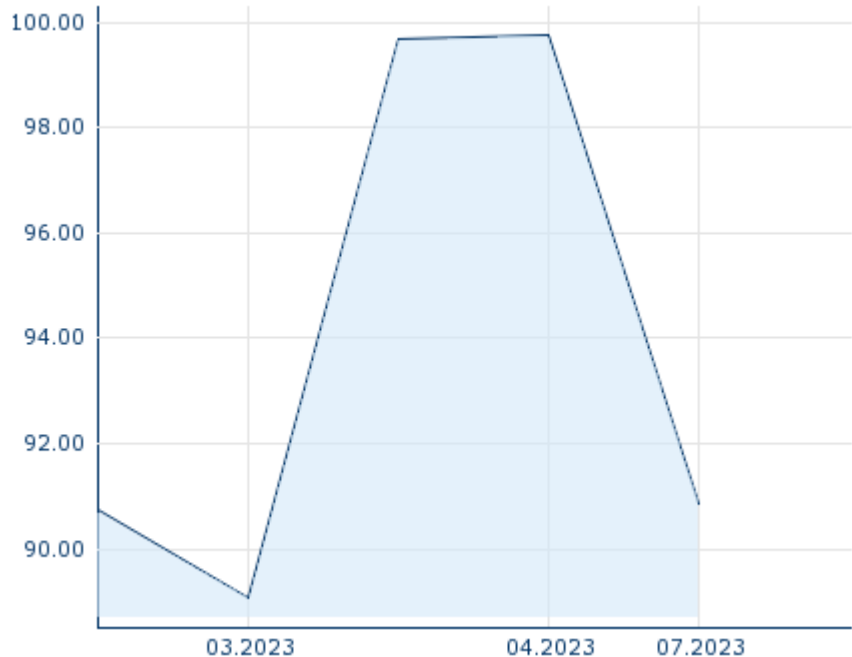
Market data

Bid (Bid size)	98.203 CHF (970)
Ask (Ask size)	98.337 CHF (970)
Open	90.857 CHF
High	90.857 CHF
Low	90.857 CHF
Close (prev. day)	99.755 CHF
VWAP	90.857 CHF
Volume (pcs)	600
Trading volume	54,514.10
Number of trades	1
Last size	600

Performance and Risk

	6M	1Y	3Y
Perf (%)	+0.13%	-	-
Perf (abs.)	+0.12	-	-
Beta	0.59	0.31	0.41
Volatility	136.27	118.01	118.01

5Y



Information about previous performance does not guarantee future performance.
Source: FactSet

Price data

Ø price 5 days Ø volume 5 days (pcs.)	94.025 CHF (288)
Ø price 30 days Ø volume 30 days (pcs.)	- CHF (288)
Ø price 100 days Ø volume 100 days (pcs.)	- CHF (288)
Ø price 250 days Ø volume 250 days (pcs.)	- CHF (288)
YTD High date	99.755 CHF (2023/04/12)
YTD Low date	89.076 CHF (2023/03/09)
52 Weeks High date	99.755 CHF (2023/04/12)
52 Weeks Low date	89.076 CHF (2023/03/09)

All listings for SANOFI S.A.

Exchange 	Date	Time	Price	Trading volume (mio.)	Number of trades
Xetra	2023/09/29	17:35	101.24 EUR	0.10	22
Vienna Stock Exchange	2023/09/28	09:05	101.22 EUR	0.00	3
Tradegate	2023/09/29	22:26	101.28 EUR	0.22	34
Stuttgart	2023/09/29	17:15	101.54 EUR	0.04	13

Munich	2023/ 09/29	08:06	100.72 EUR	0.00	1
London Stock Exchange European Trade Reporting	2023/ 09/29	17:30	101.53 EUR	0.04	2
Hanover	2023/ 09/29	08:01	100.62 EUR	0.00	1
Hamburg	2023/ 09/29	08:00	100.62 EUR	0.00	1
Frankfurt	2023/ 09/29	17:35	101.56 EUR	0.05	6
FINRA other OTC Issues	2023/ 09/28	21:53	105.474 USD	0.08	6
Euronext Paris	2023/ 09/29	17:36	101.48 EUR	195.19	11,581
Euronext Milan MTF Trading After Hours	2023/ 09/04	18:03	97.30 EUR	0.00	3
Euronext Milan MTF Global Equity Market	2023/ 09/29	17:44	101.74 EUR	0.02	8
Duesseldorf	2023/ 09/29	19:30	100.64 EUR	0.00	5
Berlin	2023/ 09/29	08:08	100.72 EUR	0.00	1
BX Swiss	2023/ 07/28	18:00	90.857 CHF	0.05	1

Company profile

Company Logo



Contact Details

SANOFI

--

46, avenue de la Grande Armée - 75017
Paris

Telefon: +33-1-53-77-40-00

Fax: +33-1-53-77-44-03

E-mail: investor.relations@sanofi.com

PDF Downloads

Annual report: SANOFI S.A. 

Company Profile

Sanofi engages in the research, production, and distribution of pharmaceutical products. It operates through the following business segments: Pharmaceuticals, Consumer Healthcare, and Vaccines. The Pharmaceuticals segment comprises the commercial operations of the following global franchises: specialty care, diabetes and cardiovascular, established prescription products and generics, and research, development, and production activities. The Consumer Healthcare segment includes the commercial operations for its Consumer Healthcare products. The Vaccines segment consists commercial operations of Sanofi Pasteur. The company was founded in 1973 and is headquartered in Paris, France.

Members of Management Board

Paul Hudson	Chairman of Managing Board
John Reed	Member of Executive Committee
Arnaud Robert	Member of Executive Committee
Bill Sibold	Member of Executive Committee
Brendan O'ScCallaghan	Member of Executive Committee
Jean-Baptiste Chasseloup de Chatillon	Member of Executive Committee
Julie Van Ongevalle	Member of Executive Committee
Karen Linehan	Member of Executive Committee
Natalie Bickford	Member of Executive Committee
Olivier Charneil	Member of Executive Committee
Thomas Triomphe	Member of Executive Committee

Board of directors

Frédéric Oudéa	Chairman of Supervisory Board
Antoine Yver	Member of Supervisory Board
Emile Voest	Member of Supervisory Board
Thomas Südhof	Member of Supervisory Board
Wolfgang Laux	Member of Supervisory Board
Barbara Lavernos	Member of Supervisory Board
Carole Ferrand	Member of Supervisory Board
Christophe Babule	Member of Supervisory Board
Dave Stevenson	Member of Supervisory Board
Diane Souza	Member of Supervisory Board
Fabienne Lecorvaisier	Member of Supervisory Board
Gilles Schnepf	Member of Supervisory Board
Lise Kingo	Member of Supervisory Board
Patrick Kron	Member of Supervisory Board
Rachel Duan	Member of Supervisory Board
Serge Weinberg	Member of Supervisory Board
Yann Tran	Member of Supervisory Board