

## RWE AG

ISIN: DE0007037129

WKN: 703712

## Overview

2023/09/27 18:00:00

Price  
34.005 CHFDifference  -4.29% (-1.53)

## General attributes

ISIN	DE0007037129
Symbol	RWE
Exchange	BX Swiss
Currency	CHF
Sector	Utilities
Security type	Stock
Market cap (m)	26,146 EUR
Benchmark	GERMANY DAX

## Market data

Bid (Bid size)	33.992 CHF (9,372)
Ask (Ask size)	34.011 CHF (9,372)
Open	34.125 CHF
High	34.125 CHF
Low	34.005 CHF
Close (prev. day)	35.531 CHF
VWAP	34.105 CHF
Volume (pcs)	6
Trading volume	204.60
Number of trades	2
Last size	1

## Futures and Options

Related Futures	38
Related Options	-

## PDF Downloads

Annual report: RWE AG 

5Y












Information about previous performance does not guarantee future performance.  
Source: FactSet

## Erste Group related products on underlying

Product type	# products
Turbos	43

## Recent research

on instrument	on sector	on market
Date	Headline	Download
2023/09/29	 Global Equity Ratings	
2023/09/29	 Aktienempfehlungen Global	
2023/09/08	 Global Equity Ratings	
2023/09/08	 Aktienempfehlungen Global	
2023/08/22	 Global Equity Ratings	

## Details

2023/09/27 18:00:00

## Price

34.005 CHF

Difference ▼ -4.29% (-1.53)

## General attributes

ISIN	DE0007037129
Symbol	RWE
Exchange	BX Swiss
Currency	CHF
Sector	Utilities
Security type	Stock
Market cap (m)	26,146 EUR
Benchmark	GERMANY DAX

## Market data

Bid (Bid size)	33.992 CHF (9,372)
Ask (Ask size)	34.011 CHF (9,372)
Open	34.125 CHF
High	34.125 CHF
Low	34.005 CHF
Close (prev. day)	35.531 CHF
VWAP	34.105 CHF
Volume (pcs)	6
Trading volume	204.60
Number of trades	2
Last size	1

## Performance and Risk

	6M	1Y	3Y
Perf (%)	-10.20%	-	-
Perf (abs.)	-3.86	-	-
Beta	0.34	0.47	0.60
Volatility	35.89	37.40	37.40

5Y



Information about previous performance does not guarantee future performance.  
Source: FactSet

## Price data

Ø price 5 days   Ø volume 5 days (pcs.)	34.903 CHF (62)
Ø price 30 days   Ø volume 30 days (pcs.)	37.193 CHF (424)
Ø price 100 days   Ø volume 100 days (pcs.)	- CHF (347)
Ø price 250 days   Ø volume 250 days (pcs.)	- CHF (347)
YTD High   date	42.726 CHF (2023/01/13)
YTD Low   date	34.005 CHF (2023/09/27)
52 Weeks High   date	42.726 CHF (2023/01/13)
52 Weeks Low   date	34.005 CHF (2023/09/27)

## Erste Group related products on underlying

Product type	# products
Turbos	43

## All listings for RWE AG

Exchange	Date	Time	Price	Trading volume (mio.)	Number of trades
Xetra	2023/09/29	17:36	35.15 EUR	74.00	5,220
Vienna Stock Exchange	2023/	17:32	35.15 EUR	0.00	2

	09/29					
Tradegate	2023/ 09/29	21:22	35.10 EUR	4.22		546
Stuttgart	2023/ 09/29	21:20	35.11 EUR	0.29		170
SIX Swiss Exchange	2022/ 09/13	17:36	43.03 EUR	0.00		1
SIX Swiss Exchange	2022/ 10/07	17:35	38.00 CHF	0.00		1
Prague Stock Exchange	2023/ 09/27	12:43	866.90 CZK	0.04		2
Munich	2023/ 09/29	21:02	35.23 EUR	0.04		4
London Stock Exchange European Trade Reporting	2023/ 09/29	17:30	35.15 EUR	4.12		2
Hanover	2023/ 09/29	17:09	35.17 EUR	0.01		3
Hamburg	2023/ 09/29	11:15	35.16 EUR	0.00		3
Frankfurt	2023/ 09/29	19:12	35.11 EUR	0.10		14
FINRA other OTC Issues	2023/ 09/28	21:53	36.534 USD	0.14		5
Euronext Milan MTF Trading After Hours	2022/ 09/26	18:34	38.85 EUR	0.00		1
Euronext Milan MTF Global Equity Market	2023/ 09/29	17:44	35.41 EUR	0.00		4
Duesseldorf	2023/ 09/29	16:31	35.27 EUR	0.00		5
Berlin	2023/ 09/29	17:24	35.22 EUR	0.00		3
BX Swiss	2023/ 09/27	18:00	34.005 CHF	0.00		2

# Company profile

## Company Logo



### Contact Details

RWE AG

--

Platz 1 - 45141 Essen

Telefon: +49-201-5179-0

Fax: +49-201-5179-5299

E-mail: [contact@rwe.com](mailto:contact@rwe.com)

### PDF Downloads

Annual report: RWE AG



## Company Profile

RWE AG is a holding company, which engages in the business of generating electricity and gas from renewable and conventional sources. It operates through the following segments: Offshore Wind; Onshore Wind and Solar; Hydro, Biomass, and Gas; Supply and Trading; and Coal and Nuclear. The Offshore Wind segment focuses on development and realization of projects to expand capacity. The Onshore Wind and Solar segment includes onshore wind, solar power, and parts of battery storage. The Hydro, Biomass, and Gas segment is involved in activities with run-of-river, pumped storage, biomass, and gas-fired power plants. The Supply and Trading segment offers proprietary trading of energy commodities and intermediary trading with pipeline gas and LNG. The Coal and Nuclear segment covers electricity production using coal and nuclear power, as well as lignite mining operations. The company was founded on April 25, 1898 and is headquartered in Essen, Germany.

### Members of Management Board

Markus Krebber	Chairman of Managing Board
Michael Müller	Member of Executive Committee
Ilka Röhrhoff	Member of Executive Committee
Katja van Doren	Member of Executive Committee
Mert Aydin	Member of Executive Committee

### Board of directors

Werner Brandt	Chairman of Supervisory Board
Andreas Wagner	Member of Supervisory Board
Erhard Walter Schipporeit	Member of Supervisory Board
Hans Friedrich Bünting	Member of Supervisory Board
Hans-Peter Keitel	Member of Supervisory Board
Dagmar Paasch	Member of Supervisory Board
Dirk Schumacher	Member of Supervisory Board
Harald Louis	Member of Supervisory Board
Hauke Stars	Member of Supervisory Board
Helle Valentin Hasselris	Member of Supervisory Board
Marion Weckes	Member of Supervisory Board
Matthias Dürbaum	Member of Supervisory Board
Michael Bochinsky	Member of Supervisory Board
Monika Kircher- Kohl	Member of Supervisory Board
Ralf Sikorski	Member of Supervisory Board
Reiner van Limbeck	Member of Supervisory Board
Sandra Bossemeyer	Member of Supervisory Board
Thomas Kufen	Member of Supervisory Board
Ullrich Sierau	Member of Supervisory Board

