

## EXXON MOBIL CORPORATION

ISIN: US30231G1022 WKN: 30231G102

## Overview

2023/09/29 18:00:00

## Price

109.423 CHF

Difference  -0.96% (-1.07)

## General attributes

ISIN	US30231G1022
Symbol	XOM
Exchange	BX Swiss
Currency	CHF
Sector	Energy / Commodities
Security type	Stock
Market cap (m)	445,649 EUR
Benchmark	S&P 500

## Market data

Bid (Bid size)	107.489 CHF (2,889)
Ask (Ask size)	107.507 CHF (2,889)
Open	109.423 CHF
High	109.423 CHF
Low	109.423 CHF
Close (prev. day)	110.489 CHF
VWAP	109.423 CHF
Volume (pcs)	2
Trading volume	218.80
Number of trades	1
Last size	2

## Futures and Options

Related Futures	15
Related Options	-

## PDF Downloads










Annual report: EXXON MOBIL CORPORATION 

Information about previous performance does not guarantee future performance.  
Source: FactSet

## Erste Group related products on underlying

Product type	# products
Reverse convertibles	1

## Recent research

on instrument	on sector	on market	
Date		Headline	Download
2023/09/29		Global Equity Ratings	
2023/09/29		Aktienempfehlungen Global	
2023/09/08		Global Equity Ratings	
2023/09/08		Aktienempfehlungen Global	
2023/08/22		Global Equity Ratings	

## Details

2023/09/29 18:00:00

## Price

109.423 CHF

Difference  -0.96% (-1.07)

## General attributes

ISIN	US30231G1022
Symbol	XOM
Exchange	BX Swiss
Currency	CHF
Sector	Energy / Commodities
Security type	Stock
Market cap (m)	445,649 EUR
Benchmark	S&P 500

## Market data

Bid (Bid size)	107.489 CHF (2,889)
Ask (Ask size)	107.507 CHF (2,889)
Open	109.423 CHF
High	109.423 CHF
Low	109.423 CHF
Close (prev. day)	110.489 CHF
VWAP	109.423 CHF
Volume (pcs)	2
Trading volume	218.80
Number of trades	1
Last size	2

## Performance and Risk

	6M	1Y	3Y
Perf (%)	+17.75%	-	-
Perf (abs.)	+16.50	-	-
Beta	0.59	0.71	0.69
Volatility	58.30	64.77	64.77

5Y



Information about previous performance does not guarantee future performance.  
Source: FactSet

## Price data

Ø price 5 days   Ø volume 5 days (pcs.)	106.588 CHF (6)
Ø price 30 days   Ø volume 30 days (pcs.)	97.231 CHF (49)
Ø price 100 days   Ø volume 100 days (pcs.)	- CHF (81)
Ø price 250 days   Ø volume 250 days (pcs.)	- CHF (81)
YTD High   date	110.489 CHF (2023/09/28)
YTD Low   date	86.881 CHF (2023/07/17)
52 Weeks High   date	110.489 CHF (2023/09/28)
52 Weeks Low   date	86.881 CHF (2023/07/17)

## Erste Group related products on underlying

Product type	# products
Reverse convertibles	1

## All listings for EXXON MOBIL CORPORATION

Exchange 	Date	Time	Price	Trading volume (mio.)	Number of trades
Xetra	2023/09/29	17:35	111.24 EUR	0.13	48
Vienna Stock	2023/09/29	17:32	111.30 EUR	0.01	3

Exchange	29					
Tradegate	2023/09/29	22:26	111.28 EUR	0.45		100
Stuttgart	2023/09/29	18:21	111.24 EUR	0.02		6
SIX Swiss Exchange	2022/11/14	17:36	109.00 CHF	0.00		1
SIX Swiss Exchange	2020/04/17	17:35	39.00 USD	0.00		1
NYSE	2023/09/29	22:01	117.58 USD	2,211.44		179,073
Munich	2023/09/29	08:00	112.64 EUR	0.00		1
London Stock Exchange	2023/09/29	17:35	117.50 USD	0.01		13
Hanover	2023/09/29	08:09	112.60 EUR	0.00		1
Hamburg	2023/09/29	08:01	112.62 EUR	0.00		1
Frankfurt	2023/09/29	19:28	110.92 EUR	0.08		15
Duesseldorf	2023/09/29	19:31	110.86 EUR	0.00		5
Berlin	2023/09/29	08:08	112.62 EUR	0.00		1
BX Swiss	2023/09/29	18:00	109.423 CHF	0.00		1

## Company profile

### Company Logo



### Contact Details

EXXON MOBIL CORP.

--

22777 Springwoods Village Parkway -  
77389-1425 Spring

Telefon: +1-972-940-6000

Fax: +

E-mail: -

### PDF Downloads

Annual report: EXXON MOBIL  
CORPORATION

### Company Profile

Exxon Mobil Corp. engages in the exploration, development, and distribution of oil, gas, and petroleum products. It operates through the following segments: Upstream, Downstream and Chemical. The Upstream segment produces crude oil and natural gas. The Downstream segment manufactures and trades petroleum products. The Chemical segment offers petrochemicals. The company was founded by John D. Rockefeller in 1882 and is headquartered in Spring, TX.

### Members of Management Board

Susan Avery	Member of Board of Directors
-------------	------------------------------

Alexander Karsner	Member of Board of Directors
-------------------	------------------------------

Angela Braly	Member of Board of Directors
--------------	------------------------------

Gregory Goff	Member of Board of Directors
--------------	------------------------------

Jeffrey Ubben	Member of Board of Directors
---------------	------------------------------

John Harris	Member of Board of Directors
-------------	------------------------------

Joseph Hooley	Member of Board of Directors
---------------	------------------------------

Kaisa Hietala	Member of Board of Directors
---------------	------------------------------

Lawrence Kellner	Member of Board of Directors
------------------	------------------------------

Michael Angelakis	Member of Board of Directors
-------------------	------------------------------

Steven Kandarian	Member of Board of Directors
------------------	------------------------------

Darren W. Woods	Chairman of Managing Board
-----------------	----------------------------

Jack P. Williams	Member of Executive Committee
------------------	-------------------------------

Kathryn Mikells	Member of Executive Committee
-----------------	-------------------------------

Neil A. Chapman	Member of Executive Committee
-----------------	-------------------------------