

# VERIZON COMMUNICATIONS INC. FUTURE (VZFF) - EUX/C11

2023/09/28 18:36:04

**Price**  
**31.428** USD

**Difference**  **-0.21% (-0.07)**

### General attributes

Symbol	VZFFC11
Exchange	Eurex
Currency	USD
Security type	Future
Underlying	VERIZON COMMUNICATIONS INC
Maturity	08-2024
Contract size	100

### Market data

Bid (Bid size)	- USD (-)
Ask (Ask size)	- USD (-)
Open	31.428 USD
High	31.428 USD
Low	31.428 USD
Close (prev. day)	31.4955 USD
Underlying	VERIZON COMMUNICATIONS INC
Underlying price (date)	32.55 (23/09/28)
Settlement price (date)	31.43 (23/09/28)
Open Interest	0

### Performance and Risk

	6M	1Y	3Y
Perf (%)	-15.42%	-	-
Perf (abs.)	-5.73	-	-
Beta	-	-	-
Volatility	23.98	22.17	22.17

### Futures and Options

Related Futures	-
Related Options	-












5Y

Information about previous performance does not guarantee future performance.  
Source: FactSet

### Price data

Ø price 5 days   Ø volume 5 days (pcs.)	31.802 USD (0)
Ø price 30 days   Ø volume 30 days (pcs.)	32.757 USD (0)
Ø price 100 days   Ø volume 100 days (pcs.)	33.909 USD (0)
Ø price 250 days   Ø volume 250 days (pcs.)	- USD (0)
YTD High   date	41.716 USD (2023/02/02)
YTD Low   date	31.428 USD (2023/09/28)
52 Weeks High   date	41.716 USD (2023/02/02)
52 Weeks Low   date	31.428 USD (2023/09/28)

### Recent Research

on underlying	on sector	on market	
Date		Headline	Download
2023/09/29		Global Equity Ratings	
2023/09/29		Aktienempfehlungen Global	
2023/09/08		Global Equity Ratings	
2023/09/08		Aktienempfehlungen Global	
2023/08/22		Global Equity Ratings	