

VERIZON COMMUNICATIONS INC. FUTURE (VZFF) - EUX/C11

2023/05/31 18:41:34

Price
34.8137 USD
 Difference  2.78% (0.94)

General attributes

Symbol VZFFC11
 Exchange Eurex
 Currency USD
 Security type Future
 Underlying VERIZON COMMUNICATIONS INC
 Maturity 04-2024
 Contract size 100

Market data

Bid (Bid size) - USD (-)
 Ask (Ask size) - USD (-)
 Open 34.8137 USD
 High 34.8137 USD
 Low 34.8137 USD
 Close (prev. day) 33.8708 USD
 Underlying VERIZON COMMUNICATIONS INC
 Underlying price (date) 35.554 (23/05/31)
 Settlement price (date) 34.81 (23/05/31)
 Open Interest 0

Performance and Risk

	6M	1Y	3Y
Perf (%)	-	-	-
Perf (abs.)	-	-	-
Beta	-	-	-
Volatility	19.90	19.90	19.90

Futures and Options

Related Futures -
 Related Options -

5Y












Information about previous performance does not guarantee future performance.
 Source: FactSet

Price data

Ø price 5 days Ø volume 5 days (pcs.)	34.1556 USD (0)
Ø price 30 days Ø volume 30 days (pcs.)	36.4936 USD (0)
Ø price 100 days Ø volume 100 days (pcs.)	- USD (0)
Ø price 250 days Ø volume 250 days (pcs.)	- USD (0)
YTD High date	41.7161 USD (2023/02/02)
YTD Low date	33.8708 USD (2023/05/30)
52 Weeks High date	41.7161 USD (2023/02/02)
52 Weeks Low date	33.8708 USD (2023/05/30)

Recent Research

on underlying		on sector		on market	
Date		Headline		Download	
2023/05/24		Global Equity Ratings			
2023/05/24		Aktienempfehlungen Global			
2023/05/03		Global Equity Ratings			
2023/05/03		Aktienempfehlungen Global			
2023/04/25		Global Equity Ratings		