

SIEMENS AG FUTURE (SIEH) - EUX/C11

2023/09/20 18:44:08

Price
137.4948 EURDifference  1.26% (1.71)

General attributes

Symbol	SIEHC11
Exchange	Eurex
Currency	EUR
Security type	Future
Underlying	SIEMENS AG
Maturity	08-2024
Contract size	100

Market data

Bid (Bid size)	- EUR (-)
Ask (Ask size)	- EUR (-)
Open	137.4948 EUR
High	137.4948 EUR
Low	137.4948 EUR
Close (prev. day)	135.7874 EUR
Underlying	SIEMENS AG
Underlying price (date)	133.68 (23/09/21)
Settlement price (date)	137.49 (23/09/20)
Open Interest	0

Performance and Risk

	6M	1Y	3Y
Perf (%)	-1.42%	-	-
Perf (abs.)	-1.98	-	-
Beta	-	-	-
Volatility	22.80	25.06	25.06

Futures and Options

Related Futures	-
Related Options	-













Information about previous performance does not guarantee future performance.
Source: FactSet

Price data

Ø price 5 days Ø volume 5 days (pcs.)	137.6532 EUR (0)
Ø price 30 days Ø volume 30 days (pcs.)	138.2158 EUR (0)
Ø price 100 days Ø volume 100 days (pcs.)	149.8951 EUR (0)
Ø price 250 days Ø volume 250 days (pcs.)	- EUR (0)
YTD High date	167.5944 EUR (2023/06/15)
YTD Low date	135.0703 EUR (2023/09/13)
52 Weeks High date	167.5944 EUR (2023/06/15)
52 Weeks Low date	135.0703 EUR (2023/09/13)

Recent Research

on underlying	on sector	on market	
Date		Headline	Download
2023/09/08		Global Equity Ratings	
2023/09/08		Aktienempfehlungen Global	
2023/08/22		Global Equity Ratings	
2023/08/22		Aktienempfehlungen Global	
2023/08/17		Global Equity Ratings	

5Y