

SIEMENS AG FUTURE (SIEH) - EUX/C11

2023/10/02 19:01:57

Price
135.5246 EURDifference  -0.94% (-1.28)

General attributes

Symbol	SIEHC11
Exchange	Eurex
Currency	EUR
Security type	Future
Underlying	SIEMENS AG
Maturity	08-2024
Contract size	100

Market data

Bid (Bid size)	- EUR (-)
Ask (Ask size)	- EUR (-)
Open	135.5246 EUR
High	135.5246 EUR
Low	135.5246 EUR
Close (prev. day)	136.8085 EUR
Underlying	SIEMENS AG
Underlying price (date)	134.44 (23/10/02)
Settlement price (date)	135.52 (23/10/02)
Open Interest	0

Performance and Risk

	6M	1Y	3Y
Perf (%)	-9.87%	-	-
Perf (abs.)	-14.83	-	-
Beta	-	-	-
Volatility	22.44	25.11	25.11

Futures and Options

Related Futures	-
Related Options	-












Information about previous performance does not guarantee future performance.
Source: FactSet

Price data

Ø price 5 days Ø volume 5 days (pcs.)	135.0577 EUR (0)
Ø price 30 days Ø volume 30 days (pcs.)	137.3070 EUR (0)
Ø price 100 days Ø volume 100 days (pcs.)	148.5965 EUR (0)
Ø price 250 days Ø volume 250 days (pcs.)	- EUR (0)
YTD High date	167.5944 EUR (2023/06/15)
YTD Low date	130.8631 EUR (2023/09/26)
52 Weeks High date	167.5944 EUR (2023/06/15)
52 Weeks Low date	130.8631 EUR (2023/09/26)

Recent Research

on underlying	on sector	on market	
Date		Headline	Download
2023/09/29		Global Equity Ratings	
2023/09/29		Aktienempfehlungen Global	
2023/09/08		Global Equity Ratings	
2023/09/08		Aktienempfehlungen Global	
2023/08/22		Global Equity Ratings	