

SIEMENS AG FUTURE (SIEH) - EUX/C11

2023/05/31 18:41:13

Price
154.9263 EUR

Difference  -2.20% (-3.48)

General attributes

Symbol	SIEHC11
Exchange	Eurex
Currency	EUR
Security type	Future
Underlying	SIEMENS AG
Maturity	04-2024
Contract size	100

Market data

Bid (Bid size)	- EUR (-)
Ask (Ask size)	- EUR (-)
Open	154.9263 EUR
High	154.9263 EUR
Low	154.9263 EUR
Close (prev. day)	158.4061 EUR
Underlying	SIEMENS AG
Underlying price (date)	153.34 (23/05/31)
Settlement price (date)	154.93 (23/05/31)
Open Interest	0

Performance and Risk

	6M	1Y	3Y
Perf (%)	-	-	-
Perf (abs.)	-	-	-
Beta	-	-	-
Volatility	26.51	26.51	26.51

Futures and Options

Related Futures	-
Related Options	-












5Y

Information about previous performance does not guarantee future performance.
Source: FactSet

Price data

Ø price 5 days Ø volume 5 days (pcs.)	156.8402 EUR (0)
Ø price 30 days Ø volume 30 days (pcs.)	152.2019 EUR (0)
Ø price 100 days Ø volume 100 days (pcs.)	- EUR (0)
Ø price 250 days Ø volume 250 days (pcs.)	- EUR (0)
YTD High date	161.1534 EUR (2023/05/19)
YTD Low date	138.2071 EUR (2023/01/10)
52 Weeks High date	161.1534 EUR (2023/05/19)
52 Weeks Low date	138.2071 EUR (2023/01/10)

Recent Research

on underlying on sector on market			
Date		Headline	Download
2023/05/24		Global Equity Ratings	
2023/05/24		Aktienempfehlungen Global	
2023/05/03		Global Equity Ratings	
2023/05/03		Aktienempfehlungen Global	
2023/04/25		Global Equity Ratings	