

# PROSUS N.V. FUTURE (PRXF) - EUX/C13

2023/09/21 18:56:17

**Price**  
**28.6774** EUR

**Difference**  **-5.25% (-1.59)**

### General attributes

Symbol	PRXFC13
Exchange	Eurex
Currency	EUR
Security type	Future
Underlying	PROSUS N.V.
Maturity	12-2024
Contract size	218

### Market data

Bid (Bid size)	- EUR (-)
Ask (Ask size)	- EUR (-)
Open	28.6774 EUR
High	28.6774 EUR
Low	28.6774 EUR
Close (prev. day)	30.2658 EUR
Underlying	PROSUS N.V.
Underlying price (date)	27.365 (23/09/21)
Settlement price (date)	28.68 (23/09/21)
Open Interest	0

### Performance and Risk

	6M	1Y	3Y
Perf (%)	-56.23%	-	-
Perf (abs.)	-38.88	-	-
Beta	-	-	-
Volatility	113.93	98.14	98.14

### Futures and Options

Related Futures	-
Related Options	-













Information about previous performance does not guarantee future performance.  
Source: FactSet

### Price data

Ø price 5 days   Ø volume 5 days (pcs.)	30.5256 EUR (0)
Ø price 30 days   Ø volume 30 days (pcs.)	60.8339 EUR (0)
Ø price 100 days   Ø volume 100 days (pcs.)	66.8639 EUR (0)
Ø price 250 days   Ø volume 250 days (pcs.)	- EUR (0)
YTD High   date	81.3899 EUR (2023/01/27)
YTD Low   date	30.2409 EUR (2023/09/19)
52 Weeks High   date	81.3899 EUR (2023/01/27)
52 Weeks Low   date	30.2409 EUR (2023/09/19)

### Recent Research

on sector		on market	
Date		Headline	Download
2023/09/08		Global Equity Ratings	
2023/09/08		Aktienempfehlungen Global	
2023/08/22		Global Equity Ratings	
2023/08/22		Aktienempfehlungen Global	
2023/08/17		Global Equity Ratings	

5Y