

MASTERCARD INC. FUTURE (MTCF) - EUX/C1

2023/10/02 19:01:32

Price
395.0999 USD

Difference  -1.02% (-4.07)

General attributes

Symbol	MTCFC1
Exchange	Eurex
Currency	USD
Security type	Future
Underlying	MASTERCARD INC. CLASS A
Maturity	10-2023
Contract size	100

Market data

Bid (Bid size)	- USD (-)
Ask (Ask size)	- USD (-)
Open	395.0999 USD
High	395.0999 USD
Low	395.0999 USD
Close (prev. day)	399.1729 USD
Underlying	MASTERCARD INC. CLASS A
Underlying price (date)	395.85 (23/10/02)
Settlement price (date)	395.10 (23/10/02)
Open Interest	0

Performance and Risk

	6M	1Y	3Y
Perf (%)	+8.80%	-	-
Perf (abs.)	+31.95	-	-
Beta	-	-	-
Volatility	17.29	18.08	18.08

Futures and Options

Related Futures	-
Related Options	-

5Y












Information about previous performance does not guarantee future performance.
Source: FactSet

Price data

Ø price 5 days Ø volume 5 days (pcs.)	397.1616 USD (0)
Ø price 30 days Ø volume 30 days (pcs.)	408.8244 USD (0)
Ø price 100 days Ø volume 100 days (pcs.)	393.4730 USD (0)
Ø price 250 days Ø volume 250 days (pcs.)	- USD (0)
YTD High date	418.6139 USD (2023/09/18)
YTD Low date	345.1208 USD (2023/03/15)
52 Weeks High date	418.6139 USD (2023/09/18)
52 Weeks Low date	345.1208 USD (2023/03/15)

Recent Research

on underlying	on sector	on market	
Date		Headline	Download
2023/09/29		Global Equity Ratings	
2023/09/29		Aktienempfehlungen Global	
2023/09/08		Global Equity Ratings	
2023/09/08		Aktienempfehlungen Global	
2023/08/22		Global Equity Ratings	