

DEUTSCHE BANK AG FUTURE (DBKI) - EUX/C13

2023/09/21 18:56:07

Price
10.2119 EUR

Difference  **-0.56% (-0.06)**

General attributes

Symbol	DBKIC13
Exchange	Eurex
Currency	EUR
Security type	Future
Underlying	DEUTSCHE BANK AG
Maturity	10-2024
Contract size	100

Market data

Bid (Bid size)	- EUR (-)
Ask (Ask size)	- EUR (-)
Open	10.2119 EUR
High	10.2119 EUR
Low	10.2119 EUR
Close (prev. day)	10.2697 EUR
Underlying	DEUTSCHE BANK AG
Underlying price (date)	10.092 (23/09/21)
Settlement price (date)	10.21 (23/09/21)
Open Interest	0

Performance and Risk

	6M	1Y	3Y
Perf (%)	+2.37%	-	-
Perf (abs.)	+0.24	-	-
Beta	-	-	-
Volatility	31.49	35.15	35.15

Futures and Options

Related Futures	-
Related Options	-

5Y












Information about previous performance does not guarantee future performance.
Source: FactSet

Price data

Ø price 5 days Ø volume 5 days (pcs.)	10.2442 EUR (0)
Ø price 30 days Ø volume 30 days (pcs.)	10.0685 EUR (0)
Ø price 100 days Ø volume 100 days (pcs.)	9.9070 EUR (0)
Ø price 250 days Ø volume 250 days (pcs.)	- EUR (0)
YTD High date	12.5403 EUR (2023/01/27)
YTD Low date	8.6281 EUR (2023/03/24)
52 Weeks High date	12.5403 EUR (2023/01/27)
52 Weeks Low date	8.6281 EUR (2023/03/24)

Recent Research

on underlying	on sector	on market	
Date		Headline	Download
2023/09/08		Global Equity Ratings	
2023/09/08		Aktienempfehlungen Global	
2023/08/22		Global Equity Ratings	
2023/08/22		Aktienempfehlungen Global	
2023/08/17		Global Equity Ratings	