

DEUTSCHE BANK AG FUTURE (DBKI) - EUX/C12

2023/10/03 19:02:31

Price
9.9979 EUR

Difference  -2.01% (-0.21)

General attributes

Symbol	DBKIC12
Exchange	Eurex
Currency	EUR
Security type	Future
Underlying	DEUTSCHE BANK AG
Maturity	09-2024
Contract size	100

Market data

Bid (Bid size)	- EUR (-)
Ask (Ask size)	- EUR (-)
Open	9.9979 EUR
High	9.9979 EUR
Low	9.9979 EUR
Close (prev. day)	10.2032 EUR
Underlying	DEUTSCHE BANK AG
Underlying price (date)	9.931 (23/10/03)
Settlement price (date)	10.00 (23/10/03)
Open Interest	0

Performance and Risk

	6M	1Y	3Y
Perf (%)	+4.60%	-	-
Perf (abs.)	+0.44	-	-
Beta	-	-	-
Volatility	26.43	34.52	34.52

Futures and Options

Related Futures	-
Related Options	-












5Y

Information about previous performance does not guarantee future performance.
Source: FactSet

Price data

Ø price 5 days Ø volume 5 days (pcs.)	10.3371 EUR (0)
Ø price 30 days Ø volume 30 days (pcs.)	10.1108 EUR (0)
Ø price 100 days Ø volume 100 days (pcs.)	9.9321 EUR (0)
Ø price 250 days Ø volume 250 days (pcs.)	- EUR (0)
YTD High date	12.5071 EUR (2023/01/27)
YTD Low date	8.6016 EUR (2023/03/24)
52 Weeks High date	12.5071 EUR (2023/01/27)
52 Weeks Low date	8.6016 EUR (2023/03/24)

Recent Research

on underlying	on sector	on market	
Date		Headline	Download
2023/09/29		Global Equity Ratings	
2023/09/29		Aktienempfehlungen Global	
2023/09/08		Global Equity Ratings	
2023/09/08		Aktienempfehlungen Global	
2023/08/22		Global Equity Ratings	