

# BASF SE FUTURE (BASG) - EUX/C10

2023/12/07 18:40:17

Price  
**43.7557** EUR

Difference  1.55% (0.67)

### General attributes

Symbol	BASGC10
Exchange	Eurex
Currency	EUR
Security type	Future
Underlying	BASF SE
Maturity	09-2024
Contract size	100

### Market data

Bid (Bid size)	- EUR (-)
Ask (Ask size)	- EUR (-)
Open	43.7557 EUR
High	43.7557 EUR
Low	43.7557 EUR
Close (prev. day)	43.0872 EUR
Underlying	BASF SE
Underlying price (date)	45.095 (23/12/07)
Settlement price (date)	43.76 (23/12/07)
Open Interest	0

### Performance and Risk

	6M	1Y	3Y
Perf (%)	-8.55%	-	-
Perf (abs.)	-4.09	-	-
Beta	-	-	-
Volatility	25.97	-	-

### Futures and Options

Related Futures	-
Related Options	-

5Y












Information about previous performance does not guarantee future performance.  
Source: FactSet

### Price data

Ø price 5 days   Ø volume 5 days (pcs.)	42.4083 EUR (0)
Ø price 30 days   Ø volume 30 days (pcs.)	42.2980 EUR (0)
Ø price 100 days   Ø volume 100 days (pcs.)	43.4446 EUR (0)
Ø price 250 days   Ø volume 250 days (pcs.)	- EUR (-)
YTD High   date	- EUR (-)
YTD Low   date	- EUR (-)
52 Weeks High   date	- EUR (-)
52 Weeks Low   date	- EUR (-)

### Recent Research

on underlying	on sector	on market	
Date		Headline	Download
2023/12/07		Global Equity Ratings	
2023/12/07		Aktienempfehlungen Global	
2023/11/24		Global Equity Ratings	
2023/11/24		Aktienempfehlungen Global	
2023/10/27		Global Equity Ratings	