

# BASF SE FUTURE (BASG) - EUX/C10

2023/09/27 18:57:21

Price  
**41.3062** EUR

Difference  0.41% (0.17)

### General attributes

|               |         |
|---------------|---------|
| Symbol        | BASGC10 |
| Exchange      | Eurex   |
| Currency      | EUR     |
| Security type | Future  |
| Underlying    | BASF SE |
| Maturity      | 07-2024 |
| Contract size | 100     |

### Market data

|                         |                   |
|-------------------------|-------------------|
| Bid (Bid size)          | - EUR (-)         |
| Ask (Ask size)          | - EUR (-)         |
| Open                    | 41.3062 EUR       |
| High                    | 41.3062 EUR       |
| Low                     | 41.3062 EUR       |
| Close (prev. day)       | 41.1383 EUR       |
| Underlying              | BASF SE           |
| Underlying price (date) | 42.285 (23/09/28) |
| Settlement price (date) | 41.31 (23/09/27)  |
| Open Interest           | 0                 |

### Performance and Risk

|             | 6M     | 1Y    | 3Y    |
|-------------|--------|-------|-------|
| Perf (%)    | -6.82% | -     | -     |
| Perf (abs.) | -3.02  | -     | -     |
| Beta        | -      | -     | -     |
| Volatility  | 27.09  | 27.68 | 27.68 |

### Futures and Options

|                 |   |
|-----------------|---|
| Related Futures | - |
| Related Options | - |













Information about previous performance does not guarantee future performance.  
Source: FactSet

### Price data

|   |                          |
|---|--------------------------|
| Ø price 5 days   Ø volume 5 days (pcs.)     | 41.8140 EUR (0)          |
| Ø price 30 days   Ø volume 30 days (pcs.)   | 44.2114 EUR (0)          |
| Ø price 100 days   Ø volume 100 days (pcs.) | 46.1224 EUR (0)          |
| Ø price 250 days   Ø volume 250 days (pcs.) | - EUR (0)                |
| YTD High   date                             | 52.6275 EUR (2023/02/03) |
| YTD Low   date                              | 41.1383 EUR (2023/09/26) |
| 52 Weeks High   date                        | 52.6275 EUR (2023/02/03) |
| 52 Weeks Low   date                         | 41.1383 EUR (2023/09/26) |

### Recent Research

| on underlying | on sector   | on market                 |   |
|---------------|---|---------------------------|---|
| Date          |   | Headline                  | Download  |
| 2023/09/08    |  | Global Equity Ratings     |  |
| 2023/09/08    |  | Aktienempfehlungen Global |  |
| 2023/08/22    |  | Global Equity Ratings     |  |
| 2023/08/22    |  | Aktienempfehlungen Global |  |
| 2023/08/17    |  | Global Equity Ratings     |  |