

BASF SE FUTURE (BASG) - EUX/C10

2023/06/02 18:31:57

Price
48.2121 EUR

Difference  4.33% (2.00)

General attributes

Symbol	BASGC10
Exchange	Eurex
Currency	EUR
Security type	Future
Underlying	BASF SE
Maturity	03-2024
Contract size	100

Market data

Bid (Bid size)	- EUR (-)
Ask (Ask size)	- EUR (-)
Open	48.2121 EUR
High	48.2121 EUR
Low	48.2121 EUR
Close (prev. day)	46.2103 EUR
Underlying	BASF SE
Underlying price (date)	46.79 (23/06/02)
Settlement price (date)	48.21 (23/06/02)
Open Interest	0

Performance and Risk

	6M	1Y	3Y
Perf (%)	-	-	-
Perf (abs.)	-	-	-
Beta	-	-	-
Volatility	29.11	29.11	29.11

Futures and Options

Related Futures	-
Related Options	-












Information about previous performance does not guarantee future performance.
Source: FactSet

Price data

Ø price 5 days Ø volume 5 days (pcs.)	47.1553 EUR (0)
Ø price 30 days Ø volume 30 days (pcs.)	48.0812 EUR (0)
Ø price 100 days Ø volume 100 days (pcs.)	48.3826 EUR (0)
Ø price 250 days Ø volume 250 days (pcs.)	- EUR (0)
YTD High date	52.6275 EUR (2023/02/03)
YTD Low date	42.8046 EUR (2023/03/15)
52 Weeks High date	52.6275 EUR (2023/02/03)
52 Weeks Low date	42.8046 EUR (2023/03/15)

Recent Research

on underlying	on sector	on market	
Date		Headline	Download
2023/06/01		Aktienempfehlungen Global	
2023/06/01		Global Equity Ratings	
2023/05/24		Global Equity Ratings	
2023/05/24		Aktienempfehlungen Global	
2023/05/03		Global Equity Ratings	