

BASF SE FUTURE (BASG) - EUX/C12

2023/10/03 19:02:47

Price
41.0007 EUR

Difference  -0.35% (-0.14)

General attributes

Symbol	BASGC12
Exchange	Eurex
Currency	EUR
Security type	Future
Underlying	BASF SE
Maturity	09-2024
Contract size	100

Market data

Bid (Bid size)	- EUR (-)
Ask (Ask size)	- EUR (-)
Open	41.0007 EUR
High	41.0007 EUR
Low	41.0007 EUR
Close (prev. day)	41.1439 EUR
Underlying	BASF SE
Underlying price (date)	41.76 (23/10/03)
Settlement price (date)	41.00 (23/10/03)
Open Interest	0

Performance and Risk

	6M	1Y	3Y
Perf (%)	-13.75%	-	-
Perf (abs.)	-6.54	-	-
Beta	-	-	-
Volatility	27.79	28.05	28.05

Futures and Options

Related Futures	-
Related Options	-












Information about previous performance does not guarantee future performance.
Source: FactSet

Price data

Ø price 5 days Ø volume 5 days (pcs.)	41.5836 EUR (0)
Ø price 30 days Ø volume 30 days (pcs.)	44.0074 EUR (0)
Ø price 100 days Ø volume 100 days (pcs.)	45.0434 EUR (0)
Ø price 250 days Ø volume 250 days (pcs.)	- EUR (0)
YTD High date	52.9463 EUR (2023/02/03)
YTD Low date	41.0007 EUR (2023/10/03)
52 Weeks High date	52.9463 EUR (2023/02/03)
52 Weeks Low date	41.0007 EUR (2023/10/03)

Recent Research

on underlying	on sector	on market	
Date		Headline	Download
2023/09/29		Global Equity Ratings	
2023/09/29		Aktienempfehlungen Global	
2023/09/08		Global Equity Ratings	
2023/09/08		Aktienempfehlungen Global	
2023/08/22		Global Equity Ratings	