

AMGEN INC. FUTURE (AMGF) - EUX/C11

2023/09/25 18:57:10

Price
271.1524 USD

Difference  **-1.11% (-3.03)**

General attributes

Symbol	AMGFC11
Exchange	Eurex
Currency	USD
Security type	Future
Underlying	AMGEN INC.
Maturity	08-2024
Contract size	100

Market data

Bid (Bid size)	- USD (-)
Ask (Ask size)	- USD (-)
Open	271.1524 USD
High	271.1524 USD
Low	271.1524 USD
Close (prev. day)	274.1863 USD
Underlying	AMGEN INC.
Underlying price (date)	266.86 (23/09/25)
Settlement price (date)	271.15 (23/09/25)
Open Interest	0

Performance and Risk

	6M	1Y	3Y
Perf (%)	+13.13%	-	-
Perf (abs.)	+31.47	-	-
Beta	-	-	-
Volatility	22.15	20.70	20.70

Futures and Options

Related Futures	-
Related Options	-

5Y












Information about previous performance does not guarantee future performance.
Source: FactSet

Price data

Ø price 5 days Ø volume 5 days (pcs.)	273.1095 USD (0)
Ø price 30 days Ø volume 30 days (pcs.)	267.2576 USD (0)
Ø price 100 days Ø volume 100 days (pcs.)	243.5137 USD (0)
Ø price 250 days Ø volume 250 days (pcs.)	- USD (0)
YTD High date	276.7552 USD (2023/01/10)
YTD Low date	219.7100 USD (2023/06/01)
52 Weeks High date	276.7552 USD (2023/01/10)
52 Weeks Low date	219.7100 USD (2023/06/01)

Recent Research

on underlying	on sector	on market	
Date		Headline	Download
2023/09/08		Global Equity Ratings	
2023/09/08		Aktienempfehlungen Global	
2023/08/22		Global Equity Ratings	
2023/08/22		Aktienempfehlungen Global	
2023/08/17		Global Equity Ratings	