

# AMGEN INC. FUTURE (AMGF) - EUX/C11

2023/05/26 18:34:26

**Price**  
**222.3576** USD  
 Difference  0.66% (1.45)

**General attributes**

Symbol	AMGFC11
Exchange	Eurex
Currency	USD
Security type	Future
Underlying	AMGEN INC.
Maturity	04-2024
Contract size	100

**Market data**

Bid (Bid size)	- USD (-)
Ask (Ask size)	- USD (-)
Open	222.3576 USD
High	222.3576 USD
Low	222.3576 USD
Close (prev. day)	220.9044 USD
Underlying	AMGEN INC.
Underlying price (date)	216.93 (23/05/26)
Settlement price (date)	222.36 (23/05/26)
Open Interest	0

**Performance and Risk**

	6M	1Y	3Y
Perf (%)	-	-	-
Perf (abs.)	-	-	-
Beta	-	-	-
Volatility	17.60	17.60	17.60

**Futures and Options**

Related Futures	-
Related Options	-

5Y












Information about previous performance does not guarantee future performance.  
 Source: FactSet

**Price data**

Ø price 5 days   Ø volume 5 days (pcs.)	226.2707 USD (0)
Ø price 30 days   Ø volume 30 days (pcs.)	237.3884 USD (0)
Ø price 100 days   Ø volume 100 days (pcs.)	- USD (0)
Ø price 250 days   Ø volume 250 days (pcs.)	- USD (0)
YTD High   date	276.7552 USD (2023/01/10)
YTD Low   date	220.9044 USD (2023/05/25)
52 Weeks High   date	276.7552 USD (2023/01/10)
52 Weeks Low   date	220.9044 USD (2023/05/25)

**Recent Research**

on underlying	on sector	on market	
Date		Headline	Download
2023/05/24		Global Equity Ratings	
2023/05/24		Aktienempfehlungen Global	
2023/05/03		Global Equity Ratings	
2023/05/03		Aktienempfehlungen Global	
2023/04/25		Global Equity Ratings	