

ADIDAS AG FUTURE (ADSG) - EUX/C11

2023/10/03 19:03:26

Price
165.9874 EURDifference  -2.38% (-4.05)

General attributes

Symbol	ADSGC11
Exchange	Eurex
Currency	EUR
Security type	Future
Underlying	ADIDAS AG
Maturity	08-2024
Contract size	100

Market data

Bid (Bid size)	- EUR (-)
Ask (Ask size)	- EUR (-)
Open	165.9874 EUR
High	165.9874 EUR
Low	165.9874 EUR
Close (prev. day)	170.0419 EUR
Underlying	ADIDAS AG
Underlying price (date)	160.72 (23/10/03)
Settlement price (date)	165.99 (23/10/03)
Open Interest	0

Performance and Risk

	6M	1Y	3Y
Perf (%)	-0.85%	-	-
Perf (abs.)	-1.42	-	-
Beta	-	-	-
Volatility	31.79	35.11	35.11

Futures and Options

Related Futures	-
Related Options	-












5Y

Information about previous performance does not guarantee future performance.
Source: FactSet

Price data

Ø price 5 days Ø volume 5 days (pcs.)	166.6384 EUR (0)
Ø price 30 days Ø volume 30 days (pcs.)	177.9140 EUR (0)
Ø price 100 days Ø volume 100 days (pcs.)	177.4329 EUR (0)
Ø price 250 days Ø volume 250 days (pcs.)	- EUR (0)
YTD High date	191.7556 EUR (2023/09/04)
YTD Low date	140.2796 EUR (2023/02/24)
52 Weeks High date	191.7556 EUR (2023/09/04)
52 Weeks Low date	140.2796 EUR (2023/02/24)

Recent Research

on underlying	on sector	on market	
Date		Headline	Download
2023/09/29		Global Equity Ratings	
2023/09/29		Aktienempfehlungen Global	
2023/09/08		Global Equity Ratings	
2023/09/08		Aktienempfehlungen Global	
2023/08/22		Global Equity Ratings	