

ADIDAS AG FUTURE (ADSG) - EUX/C12

2023/10/03 19:03:26

Price
166.5985 EUR

Difference  -2.38% (-4.07)

General attributes

Symbol	ADSGC12
Exchange	Eurex
Currency	EUR
Security type	Future
Underlying	ADIDAS AG
Maturity	09-2024
Contract size	100

Market data

Bid (Bid size)	- EUR (-)
Ask (Ask size)	- EUR (-)
Open	166.5985 EUR
High	166.5985 EUR
Low	166.5985 EUR
Close (prev. day)	170.668 EUR
Underlying	ADIDAS AG
Underlying price (date)	160.72 (23/10/03)
Settlement price (date)	166.60 (23/10/03)
Open Interest	0

Performance and Risk

	6M	1Y	3Y
Perf (%)	-0.76%	-	-
Perf (abs.)	-1.28	-	-
Beta	-	-	-
Volatility	31.69	35.07	35.07

Futures and Options

Related Futures	-
Related Options	-












5Y

Information about previous performance does not guarantee future performance.
 Source: FactSet

Price data

Ø price 5 days Ø volume 5 days (pcs.)	167.2549 EUR (0)
Ø price 30 days Ø volume 30 days (pcs.)	178.4861 EUR (0)
Ø price 100 days Ø volume 100 days (pcs.)	177.8813 EUR (0)
Ø price 250 days Ø volume 250 days (pcs.)	- EUR (0)
YTD High date	192.3077 EUR (2023/09/04)
YTD Low date	140.7190 EUR (2023/02/24)
52 Weeks High date	192.3077 EUR (2023/09/04)
52 Weeks Low date	140.7190 EUR (2023/02/24)

Recent Research

on underlying	on sector	on market	
Date		Headline	Download
2023/09/29		Global Equity Ratings	
2023/09/29		Aktienempfehlungen Global	
2023/09/08		Global Equity Ratings	
2023/09/08		Aktienempfehlungen Global	
2023/08/22		Global Equity Ratings	