

# FRESENIUS SE & CO. KGAA FUTURE (FREH) - EUX/202401

2023/10/02 19:01:36

Price  
**28.7476** EUR

Difference  -3.63% (-1.08)

### General attributes

Symbol	FREHF24
Exchange	Eurex
Currency	EUR
Security type	Future
Underlying	FRESENIUS SE & CO. KGAA
Maturity	01-2024
Contract size	100

### Market data

Bid (Bid size)	- EUR (-)
Ask (Ask size)	- EUR (-)
Open	28.7476 EUR
High	28.7476 EUR
Low	28.7476 EUR
Close (prev. day)	29.8304 EUR
Underlying	FRESENIUS SE & CO. KGAA
Underlying price (date)	28.40 (23/10/02)
Settlement price (date)	28.75 (23/10/02)
Open Interest	0

### Performance and Risk

	6M	1Y	3Y
Perf (%)	+16.09%	-	-
Perf (abs.)	+3.98	-	-
Beta	-	-	-
Volatility	27.07	27.10	27.10

### Futures and Options

Related Futures	-
Related Options	-












Information about previous performance does not guarantee future performance.  
Source: FactSet

### Price data

Ø price 5 days   Ø volume 5 days (pcs.)	29.6305 EUR (0)
Ø price 30 days   Ø volume 30 days (pcs.)	29.8350 EUR (0)
Ø price 100 days   Ø volume 100 days (pcs.)	28.1486 EUR (0)
Ø price 250 days   Ø volume 250 days (pcs.)	- EUR (0)
YTD High   date	31.5314 EUR (2023/09/20)
YTD Low   date	23.4400 EUR (2023/03/15)
52 Weeks High   date	31.5314 EUR (2023/09/20)
52 Weeks Low   date	23.4400 EUR (2023/03/15)

### Recent Research

on underlying	on sector	on market	
Date		Headline	Download
2022/05/04		Global Equity Ratings	
2022/05/04		Aktienempfehlungen Global	
2022/04/27		Global Equity Ratings	
2022/04/27		Aktienempfehlungen Global	
2022/04/14		Global Equity Ratings	