

E.ON SE FUTURE (EOAI) - EUX/202401

2023/09/21 18:55:56

Price
11.8121 EUR

Difference  -1.69% (-0.20)

General attributes

Symbol	EOAIF24
Exchange	Eurex
Currency	EUR
Security type	Future
Underlying	E.ON SE
Maturity	01-2024
Contract size	100

Market data

Bid (Bid size)	- EUR (-)
Ask (Ask size)	- EUR (-)
Open	11.8121 EUR
High	11.8121 EUR
Low	11.8121 EUR
Close (prev. day)	12.0156 EUR
Underlying	E.ON SE
Underlying price (date)	11.655 (23/09/21)
Settlement price (date)	11.81 (23/09/21)
Open Interest	0

Performance and Risk

	6M	1Y	3Y
Perf (%)	+9.92%	-	-
Perf (abs.)	+1.07	-	-
Beta	-	-	-
Volatility	15.08	17.26	17.26

Futures and Options

Related Futures	-
Related Options	-

5Y












Information about previous performance does not guarantee future performance.
 Source: FactSet

Price data

Ø price 5 days Ø volume 5 days (pcs.)	11.8615 EUR (0)
Ø price 30 days Ø volume 30 days (pcs.)	11.5301 EUR (0)
Ø price 100 days Ø volume 100 days (pcs.)	11.6181 EUR (0)
Ø price 250 days Ø volume 250 days (pcs.)	- EUR (0)
YTD High date	12.1789 EUR (2023/05/09)
YTD Low date	9.4375 EUR (2023/01/02)
52 Weeks High date	12.1789 EUR (2023/05/09)
52 Weeks Low date	9.0196 EUR (2022/12/20)

Recent Research

on underlying	on sector	on market	
Date		Headline	Download
2022/12/19		Global Equity Ratings	
2022/12/19		Aktienempfehlungen Global	
2022/11/28		Global Equity Ratings	
2022/11/28		Aktienempfehlungen Global	
2022/11/18		Global Equity Ratings	