

## SIEMENS AG FUTURE (SIEH) - EUX/202401

2023/05/26 18:33:07

Price  
**160.6546** EURDifference  1.96% (3.10)

## General attributes

Symbol	SIEHF24
Exchange	Eurex
Currency	EUR
Security type	Future
Underlying	SIEMENS AG
Maturity	01-2024
Contract size	100

## Market data

Bid (Bid size)	- EUR (-)
Ask (Ask size)	- EUR (-)
Open	160.6546 EUR
High	160.6546 EUR
Low	160.6546 EUR
Close (prev. day)	157.5588 EUR
Underlying	SIEMENS AG
Underlying price (date)	156.90 (23/05/29)
Settlement price (date)	160.65 (23/05/26)
Open Interest	132

## Performance and Risk

	6M	1Y	3Y
Perf (%)	-	-	-
Perf (abs.)	-	-	-
Beta	-	-	-
Volatility	25.81	25.81	25.81

## Futures and Options

Related Futures	-
Related Options	-













Information about previous performance does not guarantee future performance.  
Source: FactSet

## Price data

Ø price 5 days   Ø volume 5 days (pcs.)	159.1352 EUR (0)
Ø price 30 days   Ø volume 30 days (pcs.)	154.1561 EUR (0)
Ø price 100 days   Ø volume 100 days (pcs.)	148.9396 EUR (1)
Ø price 250 days   Ø volume 250 days (pcs.)	- EUR (1)
YTD High   date	163.8792 EUR (2023/05/19)
YTD Low   date	130.4648 EUR (2023/01/02)
52 Weeks High   date	163.8792 EUR (2023/05/19)
52 Weeks Low   date	128.2578 EUR (2022/12/20)

## Recent Research

on underlying   on sector   on market			
Date		Headline	Download
2023/05/24		Global Equity Ratings	
2023/05/24		Aktienempfehlungen Global	
2023/05/03		Global Equity Ratings	
2023/05/03		Aktienempfehlungen Global	
2023/04/25		Global Equity Ratings	

5Y