

# VERIZON COMMUNICATIONS INC. FUTURE (VZFF) - EUX/202512

2023/09/27 18:56:39

**Price**  
**30.4938** USD  
**Difference**  **-1.76% (-0.55)**

**General attributes**

**Symbol** VZFFZ25  
**Exchange** Eurex  
**Currency** USD  
**Security type** Future  
**Underlying** VERIZON COMMUNICATIONS INC  
**Maturity** 12-2025  
**Contract size** 100

**Market data**

**Bid (Bid size)** - USD (-)  
**Ask (Ask size)** - USD (-)  
**Open** 30.4938 USD  
**High** 30.4938 USD  
**Low** 30.4938 USD  
**Close (prev. day)** 31.0394 USD  
**Underlying** VERIZON COMMUNICATIONS INC  
**Underlying price (date)** 32.535 (23/09/28)  
**Settlement price (date)** 30.49 (23/09/27)  
**Open Interest** 0

**Performance and Risk**

	6M	1Y	3Y
Perf (%)	-12.12%	-	-
Perf (abs.)	-4.21	-	-
Beta	-	-	-
Volatility	26.47	25.64	25.64

**Futures and Options**

**Related Futures** -  
**Related Options** -

5Y












Information about previous performance does not guarantee future performance.  
 Source: FactSet

**Price data**

Ø price 5 days   Ø volume 5 days (pcs.)	30.9653 USD (0)
Ø price 30 days   Ø volume 30 days (pcs.)	31.5501 USD (0)
Ø price 100 days   Ø volume 100 days (pcs.)	32.3060 USD (0)
Ø price 250 days   Ø volume 250 days (pcs.)	- USD (0)
YTD High   date	39.6227 USD (2023/01/06)
YTD Low   date	29.9072 USD (2023/07/17)
52 Weeks High   date	39.8006 USD (2022/11/22)
52 Weeks Low   date	29.9072 USD (2023/07/17)

**Recent Research**

<input type="radio"/> on underlying <input type="radio"/> on sector <input type="radio"/> on market			
Date		Headline	Download
2023/09/08		Global Equity Ratings	
2023/09/08		Aktienempfehlungen Global	
2023/08/22		Global Equity Ratings	
2023/08/22		Aktienempfehlungen Global	
2023/08/17		Global Equity Ratings	