

FRESENIUS SE & CO. KGAA FUTURE (FREH) - EUX/202512

2023/09/25 18:57:05

Price
31.6622 EUR

Difference  **-1.37% (-0.44)**

General attributes

Symbol	FREHZ25
Exchange	Eurex
Currency	EUR
Security type	Future
Underlying	FRESENIUS SE & CO. KGAA
Maturity	12-2025
Contract size	100

Market data

Bid (Bid size)	- EUR (-)
Ask (Ask size)	- EUR (-)
Open	31.6622 EUR
High	31.6622 EUR
Low	31.6622 EUR
Close (prev. day)	32.1019 EUR
Underlying	FRESENIUS SE & CO. KGAA
Underlying price (date)	30.26 (23/09/25)
Settlement price (date)	31.66 (23/09/25)
Open Interest	0

Performance and Risk

	6M	1Y	3Y
Perf (%)	+35.26%	-	-
Perf (abs.)	+8.25	-	-
Beta	-	-	-
Volatility	27.72	28.34	28.34

Futures and Options

Related Futures	-
Related Options	-












5Y

Information about previous performance does not guarantee future performance.
Source: FactSet

Price data

Ø price 5 days Ø volume 5 days (pcs.)	32.1853 EUR (0)
Ø price 30 days Ø volume 30 days (pcs.)	30.8028 EUR (0)
Ø price 100 days Ø volume 100 days (pcs.)	28.7826 EUR (0)
Ø price 250 days Ø volume 250 days (pcs.)	- EUR (0)
YTD High date	32.6262 EUR (2023/09/20)
YTD Low date	23.4089 EUR (2023/03/24)
52 Weeks High date	32.6262 EUR (2023/09/20)
52 Weeks Low date	23.4089 EUR (2023/03/24)

Recent Research

on underlying	on sector	on market	
Date		Headline	Download
2022/05/04		Global Equity Ratings	
2022/05/04		Aktienempfehlungen Global	
2022/04/27		Global Equity Ratings	
2022/04/27		Aktienempfehlungen Global	
2022/04/14		Global Equity Ratings	