

## CHEVRON CORPORATION

ISIN: **US1667641005** WKN:  
**166764100**

## Overview

2021/07/23 22:10:00

Price  
98.86 USD

Difference  0.04% (0.04)

## General attributes

ISIN	US1667641005
Symbol	CVX
Exchange	NYSE
Currency	USD
Sector	Energy / Commodities
Security type	Stock
Market cap (m)	162,366 EUR
Benchmark	S&P 500

## Market data

Bid (Bid size)	98.70 USD (100)
Ask (Ask size)	98.80 USD (100)
Open	98.80 USD
High	99.12 USD
Low	97.94 USD
Close (prev. day)	98.82 USD
VWAP	98.639068 USD
Volume (pcs)	7,570,757
Trading volume	746,666,799.57
Number of trades	72,175
Last size	-

## Futures and Options

Related Futures	15
Related Options	-

## PDF Downloads




Annual report: CHEVRON CORPORATION 

5Y



Information about previous performance does not guarantee future performance.  
Source: FactSet

## Recent research

on sector		on market	
Date	Headline	Download	
2021/07/23	 Equity Weekly		
2021/07/22	 ATX: Unternehmen werden optimistischer		
2021/07/21	 Global Equity Ratings		
2021/07/21	 Aktienempfehlungen Global		
2021/07/14	 Global Equity Ratings		

## Details

2021/07/23 22:10:00

**Price**  
98.86 USD

**Difference** ▲ 0.04% (0.04)

## General attributes

ISIN	US1667641005
Symbol	CVX
Exchange	NYSE
Currency	USD
Sector	Energy / Commodities
Security type	Stock
Market cap (m)	162,366 EUR
Benchmark	S&P 500

## Market data

Bid (Bid size)	98.70 USD (100)
Ask (Ask size)	98.80 USD (100)
Open	98.80 USD
High	99.12 USD
Low	97.94 USD
Close (prev. day)	98.82 USD
VWAP	98.639068 USD
Volume (pcs)	7,570,757
Trading volume	746,666,799.57
Number of trades	72,175
Last size	-

## Performance and Risk

	6M	1Y	3Y
Perf (%)	+7.77%	+8.63%	-18.52%
Perf (abs.)	+7.13	+7.85	-22.47
Beta	0.89	1.01	1.22
Volatility	26.77	32.84	40.36

5Y



Information about previous performance does not guarantee future performance.  
Source: FactSet

## Price data

Ø price 5 days   Ø volume 5 days (pcs.)	98.00 USD (11,247,105)
Ø price 30 days   Ø volume 30 days (pcs.)	103.92 USD (10,192,626)
Ø price 100 days   Ø volume 100 days (pcs.)	105.20 USD (10,438,415)
Ø price 250 days   Ø volume 250 days (pcs.)	92.86 USD (10,623,365)
YTD High   date	113.11 USD (2021/05/10)
YTD Low   date	83.89 USD (2021/01/04)
52 Weeks High   date	113.11 USD (2021/05/10)
52 Weeks Low   date	65.16 USD (2020/10/29)

## All listings for CHEVRON CORPORATION

Exchange	Date	Time	Price	Trading volume (mio.)	Number of trades
Xetra	2021/07/23	17:35	83.88 EUR	0.34	56
Vienna Stock Exchange	2021/07/23	17:32	83.94 EUR	0.02	8
Tradegate	2021/07/23	22:26	83.98 EUR	0.40	37
Stuttgart	2021/07/23	20:50	83.94 EUR	0.00	21
SIX Swiss Exchange	2019/06/	17:35	121.33 CHF	0.00	1

	20					
SIX Swiss Exchange	2020/02/19	17:35	111.00 USD	0.00		1
NYSE	2021/07/23	22:10	98.86 USD	746.67		72,175
Munich	2021/07/23	08:01	84.11 EUR	0.00		1
London Stock Exchange	2021/07/21	15:36	98.20 USD	0.24		3
Hanover	2021/07/23	08:01	83.81 EUR	0.00		2
Hamburg	2021/07/23	08:01	83.81 EUR	0.00		2
Frankfurt	2021/07/23	15:13	84.32 EUR	0.05		2
Euronext Brussels	2021/05/25	09:04	105.24 USD	0.00		2
Duesseldorf	2021/07/23	19:30	83.58 EUR	0.00		8
Berlin	2021/07/23	08:08	83.86 EUR	0.00		2

## Company profile

### Company Logo



### Contact Details

CHEVRON CORP.

--

6001 Bollinger Canyon Road - 94583-2324  
San Ramon

Telefon: 1-925-842-1000

Fax: -

E-mail: -

### PDF Downloads

Annual report: CHEVRON  
CORPORATION



### Company Profile

Chevron Corp. engages in the provision of administrative, financial management, and technology support for energy and chemical operations. It operates through the Upstream and Downstream segments. The Upstream segment consists of exploration, development, and production of crude oil and natural gas; liquefaction, transportation, and regasification associated with liquefied natural gas; transporting crude oil by major international oil export pipelines; processing, transporting, storage, and marketing of natural gas; and a gas-to-liquids plant. The Downstream segment comprises refining of crude oil into petroleum products; marketing of crude oil and refined products; transporting of crude oil and refined products by pipeline, marine vessel, motor equipment, and rail car; and manufacturing and marketing of commodity petrochemicals, plastics for industrial uses, and fuel and lubricant additives. The company was founded in 1906 and is headquartered in San Ramon, CA.

### Members of Management Board

Alice Gast	Member of Board of Directors
Dambisa Moyo	Member of Board of Directors
Ronald Sugar	Member of Board of Directors
Wanda Austin	Member of Board of Directors
Charles Moorman	Member of Board of Directors
Debra Reed-Klages	Member of Board of Directors
Donald Umpleby	Member of Board of Directors
Enrique Hernandez	Member of Board of Directors
John Frank	Member of Board of Directors
Jon Huntsman	Member of Board of Directors
Marillyn Hewson	Member of Board of Directors
Michael K. Wirth	Chairman of Managing Board
Albert Williams	Member of Executive Committee
Bruce Niemeyer	Member of Executive Committee
Colin Parfitt	Member of Executive Committee
Dave Payne	Member of Executive Committee
David A. Inchausti	Member of Executive Committee
James W. Johnson	Member of Executive Committee
Jay R. Pryor	Member of Executive Committee

Joseph C.  
Geagea

Member of Executive  
Committee