

ADIDAS AG FUTURE (ADSG) - EUX/202311

2023/10/03 19:03:26

Price
161.5121 EUR

Difference  **-2.37% (-3.91)**

General attributes

Symbol	ADSGX23
Exchange	Eurex
Currency	EUR
Security type	Future
Underlying	ADIDAS AG
Maturity	11-2023
Contract size	100

Market data

Bid (Bid size)	- EUR (-)
Ask (Ask size)	- EUR (-)
Open	161.5121 EUR
High	161.5121 EUR
Low	161.5121 EUR
Close (prev. day)	165.4265 EUR
Underlying	ADIDAS AG
Underlying price (date)	160.72 (23/10/03)
Settlement price (date)	161.51 (23/10/03)
Open Interest	390

Performance and Risk

	6M	1Y	3Y
Perf (%)	-2.68%	-	-
Perf (abs.)	-4.45	-	-
Beta	-	-	-
Volatility	31.70	41.11	41.11

Futures and Options

Related Futures	-
Related Options	-












Information about previous performance does not guarantee future performance.
Source: FactSet

Price data

Ø price 5 days Ø volume 5 days (pcs.)	162.1331 EUR (0)
Ø price 30 days Ø volume 30 days (pcs.)	173.5455 EUR (11)
Ø price 100 days Ø volume 100 days (pcs.)	173.9274 EUR (7)
Ø price 250 days Ø volume 250 days (pcs.)	- EUR (3)
YTD High date	187.3334 EUR (2023/07/28)
YTD Low date	129.8440 EUR (2023/01/02)
52 Weeks High date	187.3334 EUR (2023/07/28)
52 Weeks Low date	95.5770 EUR (2022/11/03)

Recent Research

on underlying	on sector	on market	
Date		Headline	Download
2023/09/29		Global Equity Ratings	
2023/09/29		Aktienempfehlungen Global	
2023/09/08		Global Equity Ratings	
2023/09/08		Aktienempfehlungen Global	
2023/08/22		Global Equity Ratings	