

BANK OF AMERICA CORP. FUTURE (BACF) - EUX/202311

2023/06/05 18:46:29

Price
29.0573 USD

Difference  -0.87% (-0.25)

General attributes

Symbol	BACFX23
Exchange	Eurex
Currency	USD
Security type	Future
Underlying	BANK OF AMERICA CORP.
Maturity	11-2023
Contract size	100

Market data

Bid (Bid size)	- USD (-)
Ask (Ask size)	- USD (-)
Open	29.0573 USD
High	29.0573 USD
Low	29.0573 USD
Close (prev. day)	29.3112 USD
Underlying	BANK OF AMERICA CORP.
Underlying price (date)	28.54 (23/06/05)
Settlement price (date)	29.06 (23/06/05)
Open Interest	0

Performance and Risk

	6M	1Y	3Y
Perf (%)	-19.43%	-	-
Perf (abs.)	-7.01	-	-
Beta	-	-	-
Volatility	29.57	27.91	27.91

Futures and Options

Related Futures	-
Related Options	-

5Y












Information about previous performance does not guarantee future performance.
Source: FactSet

Price data

Ø price 5 days Ø volume 5 days (pcs.)	28.6090 USD (0)
Ø price 30 days Ø volume 30 days (pcs.)	28.5142 USD (0)
Ø price 100 days Ø volume 100 days (pcs.)	31.5954 USD (0)
Ø price 250 days Ø volume 250 days (pcs.)	- USD (0)
YTD High date	37.6090 USD (2023/02/07)
YTD Low date	27.3610 USD (2023/05/12)
52 Weeks High date	39.3223 USD (2022/11/11)
52 Weeks Low date	27.3610 USD (2023/05/12)

Recent Research

on underlying	on sector	on market	
Date		Headline	Download
2023/06/01		Aktienempfehlungen Global	
2023/06/01		Global Equity Ratings	
2023/05/24		Global Equity Ratings	
2023/05/24		Aktienempfehlungen Global	
2023/05/03		Global Equity Ratings	