

SANOFI S.A. FUTURE (SNWG) - EUX/202310

2023/09/28 18:36:06

Price
101.0025 EUR

Difference  **-0.92% (-0.93)**

General attributes

Symbol	SNWGV23
Exchange	Eurex
Currency	EUR
Security type	Future
Underlying	SANOFI S.A.
Maturity	10-2023
Contract size	100

Market data

Bid (Bid size)	101.7638 EUR (10)
Ask (Ask size)	101.8548 EUR (5)
Open	101.0025 EUR
High	101.0025 EUR
Low	101.0025 EUR
Close (prev. day)	101.9356 EUR
Underlying	SANOFI S.A.
Underlying price (date)	101.54 (23/09/29)
Settlement price (date)	101.00 (23/09/28)
Open Interest	0

Performance and Risk

	6M	1Y	3Y
Perf (%)	+2.27%	+28.95%	-
Perf (abs.)	+2.24	+22.68	-
Beta	-	-	-
Volatility	18.96	20.47	20.38

Futures and Options

Related Futures	-
Related Options	-












5Y

Information about previous performance does not guarantee future performance.
Source: FactSet

Price data

Ø price 5 days Ø volume 5 days (pcs.)	102.2641 EUR (0)
Ø price 30 days Ø volume 30 days (pcs.)	100.8747 EUR (0)
Ø price 100 days Ø volume 100 days (pcs.)	98.3539 EUR (0)
Ø price 250 days Ø volume 250 days (pcs.)	93.1893 EUR (0)
YTD High date	104.1394 EUR (2023/09/20)
YTD Low date	83.6492 EUR (2023/02/06)
52 Weeks High date	104.1394 EUR (2023/09/20)
52 Weeks Low date	77.4087 EUR (2022/09/29)

Recent Research

on underlying	on sector	on market	
Date		Headline	Download
2023/09/29		Global Equity Ratings	
2023/09/29		Aktienempfehlungen Global	
2023/09/08		Global Equity Ratings	
2023/09/08		Aktienempfehlungen Global	
2023/08/22		Global Equity Ratings	