

## DENTSU GROUP INC.

ISIN: JP3551520004 WKN: 4324

## Overview

2023/06/08 08:11:45

## Price

30.00 EUR

Difference  -0.66% (-0.20)

## General attributes

|                |                                    |
|----------------|------------------------------------|
| ISIN           | JP3551520004                       |
| Symbol         | 4324                               |
| Exchange       | Hanover                            |
| Currency       | EUR                                |
| Sector         | Media / Entertainment / Recreation |
| Security type  | Stock                              |
| Market cap (m) | 7,978 EUR                          |
| Benchmark      | NIKKEI 225                         |

## Market data

|                   |           |
|-------------------|-----------|
| Bid (Bid size)    | -         |
| Ask (Ask size)    | -         |
| Open              | 30.00 EUR |
| High              | 30.00 EUR |
| Low               | 30.00 EUR |
| Close (prev. day) | 30.20 EUR |
| VWAP              | -         |
| Volume (pcs)      | 0         |
| Trading volume    | 0.00      |
| Number of trades  | 1         |
| Last size         | 0         |

## Futures and Options

|                 |   |
|-----------------|---|
| Related Futures | - |
| Related Options | - |

## PDF Downloads

Annual report: DENTSU GROUP INC. 











5Y



Information about previous performance does not guarantee future performance.

Source: FactSet

## Recent research

| on sector  |   | on market                 |   |
|------------|---|---------------------------|---|
| Date       |   | Headline                  | Download  |
| 2023/06/06 |  | Global Equity Ratings     |  |
| 2023/06/06 |  | Aktienempfehlungen Global |  |
| 2023/06/02 |  | Equity Weekly             |  |
| 2023/06/01 |  | Aktienempfehlungen Global |  |
| 2023/06/01 |  | Global Equity Ratings     |  |

## Details

2023/06/08 08:11:45

## Price

30.00 EUR

Difference  -0.66% (-0.20)

## General attributes

|                |                                    |
|----------------|------------------------------------|
| ISIN           | JP3551520004                       |
| Symbol         | 4324                               |
| Exchange       | Hanover                            |
| Currency       | EUR                                |
| Sector         | Media / Entertainment / Recreation |
| Security type  | Stock                              |
| Market cap (m) | 7,978 EUR                          |
| Benchmark      | NIKKEI 225                         |

## Market data

|                   |           |
|-------------------|-----------|
| Bid (Bid size)    | -         |
| Ask (Ask size)    | -         |
| Open              | 30.00 EUR |
| High              | 30.00 EUR |
| Low               | 30.00 EUR |
| Close (prev. day) | 30.20 EUR |
| VWAP              | -         |
| Volume (pcs)      | 0         |
| Trading volume    | 0.00      |
| Number of trades  | 1         |
| Last size         | 0         |

## Performance and Risk

|             | 6M     | 1Y    | 3Y    |
|-------------|--------|-------|-------|
| Perf (%)    | +3.45% | -     | -     |
| Perf (abs.) | +1.00  | -     | -     |
| Beta        | 0.78   | 0.91  | 1.06  |
| Volatility  | 22.50  | 24.89 | 24.89 |

5Y



Information about previous performance does not guarantee future performance.  
Source: FactSet

## Price data

|   |                        |
|---|------------------------|
| Ø price 5 days   Ø volume 5 days (pcs.)     | 30.44 EUR (0)          |
| Ø price 30 days   Ø volume 30 days (pcs.)   | 31.29 EUR (0)          |
| Ø price 100 days   Ø volume 100 days (pcs.) | 30.82 EUR (0)          |
| Ø price 250 days   Ø volume 250 days (pcs.) | - EUR (1)              |
| YTD High   date                             | 33.20 EUR (2023/05/12) |
| YTD Low   date                              | 28.20 EUR (2023/02/02) |
| 52 Weeks High   date                        | 33.20 EUR (2023/05/12) |
| 52 Weeks Low   date                         | 28.20 EUR (2023/02/02) |

## Arbitrage views

| Exchange  | Date       | Time  | Price        | Trading volume (mio.) | Number of trades |
|--|------------|-------|--------------|-----------------------|------------------|
| Tokyo Stock Exchange   | 2023/06/08 | 08:00 | 4,520.00 JPY | 44.28                 | 2,083            |
| Munich   | 2023/06/08 | 08:00 | 30.00 EUR    | 0.00                  | 2                |
| Hanover  | 2023/06/08 | 08:11 | 30.00 EUR    | 0.00                  | 1                |
| Frankfurt  | 2023/06/08 | 19:50 | 29.80 EUR    | 0.00                  | 2                |
| FINRA other OTC  | 2023/06/08 | 16:09 | 33.70 USD    | 0.00                  | 1                |

|             |            |       |           |      |  |   |
|-------------|------------|-------|-----------|------|--|---|
| Issues      | 06         |       |           |      |  |   |
| Duesseldorf | 2023/06/08 | 16:01 | 29.60 EUR | 0.00 |  | 5 |

## Company profile

### Company Logo

**dentsu group**

#### Contact Details

DENTSU GROUP INC.

--

1-8-1 Higashi-Shinbashi, Minato-Ku -  
105-7001 Tokyo

Telefon: +81-3-6217-6600

Fax: +81-3-6217-5515

E-mail: -

#### PDF Downloads

Annual report: DENTSU GROUP INC. 

#### Company Profile

Dentsu Group, Inc. engages in the advertising and communication-related solution services. It operates through the following business segments: Domestic, Overseas, and Others. The Domestic segment offers marketing design, creative sphere, digital and social media content, communication design, promotions, data solutions, and social solutions. It also offers consulting services, software products, comprehensive network services, real estate management and sale, and non-life insurance agencies. The Overseas segment provides advertising and marketing services. The Others segment includes building leasing management, real estate sales and brokerage and non-life insurance agency. The company was founded by Hoshiro Mitsunaga on July 1, 1901 and is headquartered in Tokyo, Japan.

#### Members of Management Board

|                    |                               |
|--------------------|-------------------------------|
| Toshihiro Yamamoto | Chairman of Managing Board    |
| Shun Sakurai       | Member of Executive Committee |
| Tim Andree         | Member of Executive Committee |

#### Board of directors

|                   |                               |
|-------------------|-------------------------------|
| Timothy Andree    | Chairman of Supervisory Board |
| Andrew House      | Member of Supervisory Board   |
| Etsuko Katsu      | Member of Supervisory Board   |
| Gan Matsui        | Member of Supervisory Board   |
| Izumi Okoshi      | Member of Supervisory Board   |
| Kentaro Koga      | Member of Supervisory Board   |
| Nicholas Priday   | Member of Supervisory Board   |
| Paul Candland     | Member of Supervisory Board   |
| Toshiaki Hasegawa | Member of Supervisory Board   |
| Yushin Soga       | Member of Supervisory Board   |