

DANONE S.A. STOCK TRACKING FUTURE (1BSN) - EUX/202309

2023/03/24 18:33:50

Price
57.4123 EUR
 Difference  0.27% (0.16)

General attributes

Symbol 1BSNU23
 Exchange Eurex
 Currency EUR
 Security type Future
 Underlying DANONE S.A.
 Maturity 09-2023
 Contract size 100

Market data

Bid (Bid size) - EUR (-)
 Ask (Ask size) - EUR (-)
 Open 57.4123 EUR
 High 57.4123 EUR
 Low 57.4123 EUR
 Close (prev. day) 57.2565 EUR
 Underlying DANONE S.A.
 Underlying price (date) 56.27 (23/03/24)
 Settlement price (date) 57.41 (23/03/24)
 Open Interest 0

Performance and Risk

	6M	1Y	3Y
Perf (%)	+12.90%	-	-
Perf (abs.)	+6.54	-	-
Beta	-	-	-
Volatility	16.66	16.56	16.56

Futures and Options

Related Futures -
 Related Options -

5Y












Information about previous performance does not guarantee future performance.
 Source: FactSet

Price data

Ø price 5 days Ø volume 5 days (pcs.)	56.4037 EUR (0)
Ø price 30 days Ø volume 30 days (pcs.)	54.7445 EUR (0)
Ø price 100 days Ø volume 100 days (pcs.)	52.1224 EUR (0)
Ø price 250 days Ø volume 250 days (pcs.)	- EUR (0)
YTD High date	57.3467 EUR (2023/03/22)
YTD Low date	50.0917 EUR (2023/01/09)
52 Weeks High date	57.3467 EUR (2023/03/22)
52 Weeks Low date	48.4876 EUR (2022/10/07)

Recent Research

on underlying	on sector	on market	
Date		Headline	Download
2023/03/16		Global Equity Ratings	
2023/03/16		Aktienempfehlungen Global	
2023/03/10		Global Equity Ratings	
2023/03/10		Aktienempfehlungen Global	
2023/02/27		Global Equity Ratings	