

# BASF SE FUTURE (BASG) - EUX/202309

2023/05/26 18:33:54

Price  
**47.4291** EUR

Difference  2.16% (1.00)

### General attributes

Symbol	BASGU23
Exchange	Eurex
Currency	EUR
Security type	Future
Underlying	BASF SE
Maturity	09-2023
Contract size	100

### Market data

Bid (Bid size)	- EUR (-)
Ask (Ask size)	- EUR (-)
Open	47.4291 EUR
High	47.4291 EUR
Low	47.4291 EUR
Close (prev. day)	46.4272 EUR
Underlying	BASF SE
Underlying price (date)	46.84 (23/05/29)
Settlement price (date)	47.43 (23/05/26)
Open Interest	34,000

### Performance and Risk

	6M	1Y	3Y
Perf (%)	-1.13%	-	-
Perf (abs.)	-0.54	-	-
Beta	-	-	-
Volatility	28.01	30.59	30.59

### Futures and Options

Related Futures	-
Related Options	-

5Y












Information about previous performance does not guarantee future performance.  
Source: FactSet

### Price data

Ø price 5 days   Ø volume 5 days (pcs.)	47.3246 EUR (9,060)
Ø price 30 days   Ø volume 30 days (pcs.)	47.5874 EUR (1,843)
Ø price 100 days   Ø volume 100 days (pcs.)	48.0650 EUR (553)
Ø price 250 days   Ø volume 250 days (pcs.)	- EUR (282)
YTD High   date	52.3282 EUR (2023/02/03)
YTD Low   date	42.4641 EUR (2023/03/15)
52 Weeks High   date	52.3282 EUR (2023/02/03)
52 Weeks Low   date	37.7607 EUR (2022/09/29)

### Recent Research

on underlying	on sector	on market	
Date		Headline	Download
2023/05/24		Global Equity Ratings	
2023/05/24		Aktienempfehlungen Global	
2023/05/03		Global Equity Ratings	
2023/05/03		Aktienempfehlungen Global	
2023/04/25		Global Equity Ratings	