

# AMGEN INC. FUTURE (AMGF) - EUX/202307

2023/05/26 18:34:26

Price  
**219.0986** USD

Difference  0.59% (1.29)

### General attributes

Symbol	AMGFN23
Exchange	Eurex
Currency	USD
Security type	Future
Underlying	AMGEN INC.
Maturity	07-2023
Contract size	100

### Market data

Bid (Bid size)	- USD (-)
Ask (Ask size)	- USD (-)
Open	219.0986 USD
High	219.0986 USD
Low	219.0986 USD
Close (prev. day)	217.8088 USD
Underlying	AMGEN INC.
Underlying price (date)	216.93 (23/05/26)
Settlement price (date)	219.10 (23/05/26)
Open Interest	0

### Performance and Risk

	6M	1Y	3Y
Perf (%)	-24.34%	-	-
Perf (abs.)	-70.47	-	-
Beta	-	-	-
Volatility	18.12	20.90	20.90

### Futures and Options

Related Futures	-
Related Options	-

5Y












Information about previous performance does not guarantee future performance.  
Source: FactSet

### Price data

Ø price 5 days   Ø volume 5 days (pcs.)	223.0887 USD (0)
Ø price 30 days   Ø volume 30 days (pcs.)	235.2745 USD (0)
Ø price 100 days   Ø volume 100 days (pcs.)	244.3294 USD (0)
Ø price 250 days   Ø volume 250 days (pcs.)	- USD (0)
YTD High   date	278.6031 USD (2023/01/06)
YTD Low   date	217.8088 USD (2023/05/25)
52 Weeks High   date	299.7737 USD (2022/11/09)
52 Weeks Low   date	217.8088 USD (2023/05/25)

### Recent Research

on underlying	on sector	on market	
Date		Headline	Download
2023/05/24		Global Equity Ratings	
2023/05/24		Aktienempfehlungen Global	
2023/05/03		Global Equity Ratings	
2023/05/03		Aktienempfehlungen Global	
2023/04/25		Global Equity Ratings	