

## M3 INC NPV

ISIN: JP3435750009

WKN: 2413

## Overview

2023/09/22 08:36:38

Price  
17.10 EURDifference  -1.72% (-0.30)

## General attributes

ISIN	JP3435750009
Symbol	2413
Exchange	Hanover
Currency	EUR
Sector	-
Security type	Stock
Market cap (m)	11,804 EUR
Benchmark	NIKKEI 225

## Market data

Bid (Bid size)	-
Ask (Ask size)	-
Open	17.10 EUR
High	17.10 EUR
Low	17.10 EUR
Close (prev. day)	17.40 EUR
VWAP	-
Volume (pcs)	0
Trading volume	0.00
Number of trades	1
Last size	0

## Futures and Options








Related Futures	-
Related Options	-

5Y



Information about previous performance does not guarantee future performance.  
Source: FactSet

## Recent research

on market		
Date	Headline	Download
2023/09/08	 Global Equity Ratings	
2023/09/08	 Aktienempfehlungen Global	
2023/08/22	 Global Equity Ratings	
2023/08/17	 Global Equity Ratings	
2023/08/17	 Aktienempfehlungen Global	

## Details

2023/09/22 08:36:38

## Price

17.10 EUR

Difference ▼ -1.72% (-0.30)

## General attributes

ISIN	JP3435750009
Symbol	2413
Exchange	Hanover
Currency	EUR
Sector	-
Security type	Stock
Market cap (m)	11,804 EUR
Benchmark	NIKKEI 225

## Market data

Bid (Bid size)	-
Ask (Ask size)	-
Open	17.10 EUR
High	17.10 EUR
Low	17.10 EUR
Close (prev. day)	17.40 EUR
VWAP	-
Volume (pcs)	0
Trading volume	0.00
Number of trades	1
Last size	0

## Performance and Risk

	6M	1Y	3Y
Perf (%)	-26.92%	-41.44%	-
Perf (abs.)	-6.30	-12.10	-
Beta	1.04	1.25	1.26
Volatility	32.41	37.30	40.57

5Y



Information about previous performance does not guarantee future performance.  
Source: FactSet

## Price data

Ø price 5 days   Ø volume 5 days (pcs.)	17.44 EUR (0)
Ø price 30 days   Ø volume 30 days (pcs.)	17.71 EUR (0)
Ø price 100 days   Ø volume 100 days (pcs.)	19.43 EUR (0)
Ø price 250 days   Ø volume 250 days (pcs.)	23.17 EUR (0)
YTD High   date	26.40 EUR (2023/01/19)
YTD Low   date	17.10 EUR (2023/09/22)
52 Weeks High   date	32.80 EUR (2022/11/14)
52 Weeks Low   date	17.10 EUR (2023/09/22)

## Arbitrage views

Exchange <span>⊕</span>	Date	Time	Price	Trading volume (mio.)	Number of trades
Tradegate	2023/09/22	22:02	17.40 EUR	0.00	1
Tokyo Stock Exchange	2023/09/22	08:00	2,746.00 JPY	64.07	5,671
Munich	2023/09/22	08:06	17.60 EUR	0.00	1
Hanover	2023/09/22	08:36	17.10 EUR	0.00	1
Frankfurt	2023/09/22	17:15	17.10 EUR	0.00	4

	22					
FINRA other OTC Issues	2023/08/25	15:30	18.68 USD	0.01		2
Duesseldorf	2023/09/22	19:30	17.00 EUR	0.00		4
Berlin	2023/09/22	08:13	17.10 EUR	0.00		1

## Company profile

### Company Logo

#### Contact Details

SO-NET M3 INC

--

----

Telefon: -

Fax: -

E-mail: -

### Company Profile

-